

# 2023

# ottobock.

Base Price - £4175.00

Valid from 01.01.23 to 31.12.23  
Please ensure you are using the latest order form

Provide estimate only       Order

Attachment for custom fabrication enclosed

Billing address/customer number

Delivery address

Sales person

Name

.....  
Date      Signature

By placing the order, you agree to comply with the instructions for use/service manuals for accessories and products of other manufacturers when combining them with an Ottobock product, in addition to the instructions for use/service manuals of the respective Ottobock products, and you confirm to have read, understood and accepted our general terms and conditions. In addition, you agree, upon placing an order, to conduct your own conformity assessment or approval in accordance with national requirements if and when you implement modifications or attachments that do not meet the specifications of Ottobock instructions for use/service manuals.

### Standard equipment

- .....
- .....
- .....

## Juvo B4

490E75=1\_AS01\_C

Power wheelchair [product name]

Max. load: 160 kg (standard equipment)

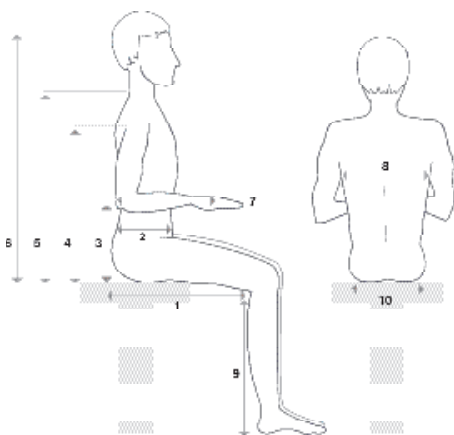


Additional options installed on the power wheelchair can reduce the maximum load.  
Please observe the maximum gross weight on the nameplate.

The number codes contained in this order form are not intended to be used as article numbers for spare parts orders.  
Please use the spare parts catalogue for spare parts orders.

Basic data (voluntary information)

Gender \_\_\_\_\_ Indication \_\_\_\_\_  
 Age \_\_\_\_\_ Paying party \_\_\_\_\_



Mandatory information\*

User height in cm \_\_\_\_\_  
 User weight in kg \_\_\_\_\_  
 1 Seat depth \_\_\_\_\_  
 2 Trunk depth \_\_\_\_\_  
 3 Arm support height \_\_\_\_\_  
 4 Armpit height \_\_\_\_\_  
 5 Shoulder height \_\_\_\_\_  
 6 Head height \_\_\_\_\_  
 7 Forearm length to the middle of the palm \_\_\_\_\_  
 8 Trunk width \_\_\_\_\_  
 9 Lower leg length \_\_\_\_\_  
 10 Seat width \_\_\_\_\_

\* This information will help to support user-oriented settings. Ottobock guarantees the confidential and purely internal use of these data.




Product classification (mandatory information)		
EA001	<input type="checkbox"/>	Category A (indoor) £4175.00
EA002	<input type="checkbox"/>	Category B (in/outdoor) (electric lighting mandatory in Europe) £4175.00

Max. user weight (mandatory information; user + personal luggage, information required for chassis suspension)	
<input type="checkbox"/>	75 kg
<input type="checkbox"/>	100 kg (for category A up to 12.5"/8")
<input type="checkbox"/>	113 kg (not possible in combination with category A (indoor) exclusions see 2.1)
<input type="checkbox"/>	125 kg (not possible in combination with category A (indoor) exclusions see 2.1)
<input type="checkbox"/>	140 kg (not possible in combination with category A (indoor) exclusions see 2.1)
<input type="checkbox"/>	150 kg (not possible in combination with category A (indoor) exclusions see 2.1)
<input type="checkbox"/>	160 kg (not possible in combination with category A (indoor) exclusions see 2.1)


Seating systems  (mandatory information)		
EC001	<input type="checkbox"/>	Standard seat Junior (max. load: 75 kg) £141.00
EC002	<input type="checkbox"/>	Standard seat Small Inclusive
EC003	<input type="checkbox"/>	Standard seat, Large Inclusive
EC004	<input type="checkbox"/>	Standard seat, XL £182.00
EC005	<input type="checkbox"/>	VAS (Vario Adjust Seat) (possible only in combination with max. load <= 125 kg) exclusions see 3.3) £418.00

Settings for Standard seat Junior exclusions see 3.2) 4.0) 5.0)	
Seat depth SD in cm	<input type="checkbox"/> 34 <input type="checkbox"/> 36 <input type="checkbox"/> 38 <input type="checkbox"/> 40
Seat width SW in cm	<input type="checkbox"/> 34 <input type="checkbox"/> 36 <input type="checkbox"/> 38 <input type="checkbox"/> 40
Back support height BH 47 cm (adjustable to 42 cm or 37 cm)	

Settings for Standard seat Small exclusions see 3.2) 4.0) 4.1) 4.4) 5.0)	
Seat depth SD in cm	<input type="checkbox"/> 38 <input type="checkbox"/> 40 <input type="checkbox"/> 42 <input type="checkbox"/> 44 <input type="checkbox"/> 46
Seat width SW in cm	<input type="checkbox"/> 38* <input type="checkbox"/> 40 <input type="checkbox"/> 42
* Possible only in combination with EL022	
Back support height BH 55 cm (adjustable to 50 cm or 45 cm)	

Settings for Standard seat Large exclusions see 4.0) 5.0)	
Seat depth SD in cm	<input type="checkbox"/> 42 <input type="checkbox"/> 44 <input type="checkbox"/> 46 <input type="checkbox"/> 48 <input type="checkbox"/> 50
Seat width SW in cm	<input type="checkbox"/> 44 <input type="checkbox"/> 46 <input type="checkbox"/> 48
Back support height BH 55 cm (adjustable to 50 cm or 45 cm)	
Settings for Standard seat XL exclusions see 4.0) 5.0)	
Seat depth SD in cm	<input type="checkbox"/> 42 <input type="checkbox"/> 44 <input type="checkbox"/> 46 <input type="checkbox"/> 48 <input type="checkbox"/> 50
Seat width SW in cm	<input type="checkbox"/> 50 <input type="checkbox"/> 52 <input type="checkbox"/> 54 <input type="checkbox"/> 56
Back support height BH 55 cm (adjustable to 50 cm or 45 cm)	
Settings for VAS exclusions see 4.0) 5.0)	
Seat depth SD in cm	<input type="checkbox"/> 38 <input type="checkbox"/> 40 <input type="checkbox"/> 42 <input type="checkbox"/> 44 <input type="checkbox"/> 46 <input type="checkbox"/> 48 <input type="checkbox"/> 50 <input type="checkbox"/> 52 <input type="checkbox"/> 54 <input type="checkbox"/> 56 <input type="checkbox"/> 58
Seat width SW in cm	<input type="checkbox"/> 38 <input type="checkbox"/> 40 <input type="checkbox"/> 42 <input type="checkbox"/> 44 <input type="checkbox"/> 46 <input type="checkbox"/> 48 <input type="checkbox"/> 50 <input type="checkbox"/> 52 <input type="checkbox"/> 54
Back support height BH 55 cm (adjustable to 53 cm, 51 cm or 45 cm)	
Lower leg length LL ..... cm (15 ... 47 cm) (without seat cushion)	
Seat cushions  (mandatory information)	
EC011	<input type="checkbox"/> Without cushion <span style="float: right;">Inclusive</span>
EC012	<input type="checkbox"/> Seat cushion, black cover (seat cushion thickness 5 cm) <span style="float: right;">Inclusive</span>
EC013	<input type="checkbox"/> Seat cushion with incontinence cover (seat cushion thickness 5 cm) <span style="float: right;">£95.00</span>
EC034	<input type="checkbox"/> Seat cushion Livo (max. user weight up to 125 kg; seat cushion thickness 5 cm) exclusions see 3.3) <span style="float: right;">£74.00</span>
EC035	<input type="checkbox"/> Seat cushion Evoflair (max. user weight up to 200 kg; seat cushion thickness 8 cm) <span style="float: right;">£269.00</span>
EC014	<input type="checkbox"/> Terra seat cushion (max. user weight up to 150 kg; seat cushion thickness 6 cm) exclusions see 7.1) 7.2) <span style="float: right;">£185.00</span>
EC015	<input type="checkbox"/> Terra Aquos seat cushion (max. user weight up to 150 kg; seat cushion thickness 6 cm) exclusions see 7.1) 7.2) <span style="float: right;">£234.00</span>
EC016	<input type="checkbox"/> Terra Flair seat cushion (max. user weight up to 150 kg; seat cushion thickness 6 cm) exclusions see 7.1) 7.3) <span style="float: right;">£560.00</span>
EC018	<input type="checkbox"/> Cloud seat cushion (max. user weight up to 250 kg; seat cushion thickness 11 cm) exclusions see 7.5) <span style="float: right;">£532.00</span>
EC020	<input type="checkbox"/> Flat contoured (seat cushion thickness 7 cm) exclusions see 7.8) to 7.11) <span style="float: right;">£235.00</span>
EC021	<input type="checkbox"/> Deep contoured (seat cushion thickness 9 cm) exclusions see 7.8) to 7.11) <span style="float: right;">£235.00</span>
Please refer to our seat cushion brochure for information on additional seat cushions.	
Cover for seat cushion, contoured  (possible only in combination with EC020 or EC021) exclusions see 8.0) 8.1)	
EC022	<input type="checkbox"/> Fabric cover <span style="float: right;">Inclusive</span>
EC023	<input type="checkbox"/> Synthetic leather cover <span style="float: right;">£286.00</span>
EC024	<input type="checkbox"/> Fabric cover with incontinence barrier <span style="float: right;">£312.00</span>
Back support version/with contour  (mandatory information)	
ED032	<input type="checkbox"/> Without back support upholstery <span style="float: right;">Inclusive</span>
ED033	<input type="checkbox"/> Back support upholstery, adaptable <span style="float: right;">Inclusive</span>
ED034	<input type="checkbox"/> Back support pad flat contoured (SD reduction by approx. 2 cm) exclusions see 7.8) 7.9) <span style="float: right;">£335.00</span>
ED035	<input type="checkbox"/> Back support pad deep contoured (SD reduction by approx. 2 cm) exclusions see 7.8) 7.9) <span style="float: right;">£335.00</span>
ED050	<input type="checkbox"/> Back support pad flat contoured AD (adaptable, SD reduction by approx. 2 cm) exclusions see 9.1) <span style="float: right;">£391.00</span>
ED051	<input type="checkbox"/> Back support pad deep contoured AD (adaptable, SD reduction by approx. 2 cm) exclusions see 9.1) <span style="float: right;">£391.00</span>
ED036	<input type="checkbox"/> Baxx aluminium flat top back support (max. user weight 113 kg, installation accessories 4-point-PRO, SD reduction by approx. 2 cm, back support width = chosen seat width) exclusions see 9.1) to 9.3) <span style="float: right;">£647.00</span>

Cover for back support pad, contoured (possible only in combin. with ED034, ED035, ED050 or ED051) exclusions see 10.0) 10.1)		
ED037	<input type="checkbox"/>	Fabric cover Inclusive
ED038	<input type="checkbox"/>	Synthetic leather cover £47.00

Accessories for back support pad, contoured 		
ED039	<input type="checkbox"/>	Side panels (only for back support pad deep contoured) exclusions see 10.0) £88.00
ED040	<input type="checkbox"/>	Lumbar support exclusions see 11.1) £66.00


Accessories for arm support exclusions see 12)		
EL021	<input type="checkbox"/>	Padded covers for arm supports exclusions see 12.1) £87.00
EL022	<input type="checkbox"/>	Padded covers for clothing guard £66.00

Back support height for Baxx exclusions see 14.0) 14.1)		
ED041	<input type="checkbox"/>	High (18"/46 cm) Inclusive
ED042	<input type="checkbox"/>	Extra high (20"/51 cm) Inclusive

Back support contour for Baxx exclusions see 14.0) 14.1)		
ED043	<input type="checkbox"/>	Active (2.5"/6 cm) Inclusive
ED044	<input type="checkbox"/>	Deep (4"/10 cm) £27.00
ED045	<input type="checkbox"/>	Extra deep (6"/15 cm) £52.00

Colour for Baxx exclusions see 14.0) 14.1)		
ED005	<input type="checkbox"/>	Sparkle light orange Inclusive
ED009	<input type="checkbox"/>	Vinho sparkle Inclusive
ED010	<input type="checkbox"/>	Marine blue Inclusive
ED013	<input type="checkbox"/>	Jet black RAL 9005 matte Inclusive
ED014	<input type="checkbox"/>	Candy red Inclusive
ED021	<input type="checkbox"/>	Sparkle granny-smith Inclusive
ED023	<input type="checkbox"/>	White RAL 9016 Inclusive

Seat inclination (mandatoy information)		
	<input type="checkbox"/>	-3° (not in combination with EC005) exclusions see 17.1)
	<input type="checkbox"/>	0°
	<input type="checkbox"/>	3° (not in combination with EC005) exclusions see 17.1)
	<input type="checkbox"/>	6°
	<input type="checkbox"/>	9°


Power seat adjustment  (seat inclination 0°)		
EC025	<input type="checkbox"/>	Power seat tilt 45° with centre of gravity shifting (max. load: VAS 100 kg, standard/contour seat 140 kg) exclusions see 3.1) 18.1) 24.9) £802.00
EC026	<input type="checkbox"/>	Power seat height adjustment 35 cm (max. load: VAS 100 kg, standard/contour seat 140 kg; not possible in combination with EU060 or EU051) exclusions see 3.1) 18.1) 24.9) £2214.00
EC027	<input type="checkbox"/>	Power seat height adjustment 35 cm with 45° seat tilt, with centre of gravity shifting (max. load: VAS 100 kg, standard/contour seat 140 kg; not possible in combination with EU060 or EU051) exclusions see 3.1) 18.1) 24.9) £2587.00
EC028	<input type="checkbox"/>	Power seat tilt 20° (max. load: standard/contour seat 140 kg, not in combination with EC005) exclusions see 3.1) 18.1) 24.9) £559.00

Caster fork (mandatoy information)		
EF001	<input type="checkbox"/>	Suspension (not possible in combination with EF007 and EF008) exclusions see 2.1) £239.00
EF002	<input type="checkbox"/>	No suspension Inclusive

Caster wheels (mandatoy information)			
EF005	<input type="checkbox"/>	9" pneumatic, puncture-resistant exclusions see 2.1)	Inclusive
EF006	<input type="checkbox"/>	9" puncture-proof exclusions see 2.1)	Inclusive
EF007	<input type="checkbox"/>	10" pneumatic, puncture-proof (not possible in combination with EF001) exclusions see 2.1) 20.1)	Inclusive
EF008	<input type="checkbox"/>	10" puncture-proof (not possible in combination with EF001) exclusions see 2.1) 20.1)	Inclusive
EF004	<input type="checkbox"/>	8" pneumatic, puncture-proof (possible only in combination with EG003) exclusions see 20.2)	£69.00

Drive wheels (mandatoy information)			
EG001	<input type="checkbox"/>	14" pneumatic, puncture-resistant exclusions see 2.1)	Inclusive
EG002	<input type="checkbox"/>	14" puncture-proof exclusions see 2.1)	Inclusive
EG003	<input type="checkbox"/>	12" puncture-proof (possible only in combination with EF004) exclusions see 20.2)	£153.00

Tyre colour (mandatoy information)			
EG011	<input type="checkbox"/>	Grey	Inclusive
EG012	<input type="checkbox"/>	Black (not possible with EG003 and EF004) exclusions see 22.1)	Inclusive

Tread  (mandatoy information)			
EG013	<input type="checkbox"/>	Ribs (only with tyre colour grey) exclusions see 23.1)	Inclusive
EG014	<input type="checkbox"/>	Lugs (not possible with 12" and 8" wheels) exclusions see 22.1)	Inclusive
EG015	<input type="checkbox"/>	Caster wheels with ribs, drive wheels with lugs (not possible with EG003 and EF004) exclusions see 22.1) 23.1)	Inclusive

Seat heights (at 0° seat inclination, without seat cushion, suspension fully extended/without user; mandatoy information)



Wheels		1.1)	1.1)	1.2)	1.3)	1.1)	1.2)	1.3)	1.1)	1.1)	1.2)	1.3)	1.2)	1.1)	1.2)	1.3)	1.3)	1.1)	1.2)	1.3)
Seat height	cm	38	40			42,5			44	45			46	47,5			48,5	50		
	inch	14,6	15,6			16,6			17,2	17,6			18	18,6			19	19,5		
Notices and exclusions		24.37)	24.37) 24.33) 24.16) 24.0)	24.37) 24.31) 24.29)			24.37)	24.37) 24.31) 24.27)			24.37)	24.37) 24.36) 24.24)			24.37)	24.37) 24.35) 24.23)				
		24.32)	24.17) 24.13) 24.28) 24.2)	24.17) 24.27) 24.15) 24.0)			24.34)	24.26) 24.0) 24.2)			24.0)	24.21) 24.20) 24.19)			24.0)	24.22) 24.12) 24.0) 2.1)				
		24.4)	24.14) 24.3)	24.11) 24.9) 24.2) 24.3)			24.4)				24.7)	24.18) 24.0) 24.2)			24.8)	24.3) 24.2)				
		24.16)				24.0)				24.6)				24.6)						
		24.14)				24.10)														
		24.0)				24.1)														
		24.1)				24.6)														
		24.2)																		
		24.21)																		
Standard seat		<input type="checkbox"/> 2.2)	<input type="checkbox"/>	<input type="checkbox"/>	<input type="checkbox"/>	<input type="checkbox"/>	<input type="checkbox"/>	<input type="checkbox"/>	<input type="checkbox"/>	<input type="checkbox"/>	<input type="checkbox"/>	<input type="checkbox"/>	<input type="checkbox"/>	<input type="checkbox"/>	<input type="checkbox"/>	<input type="checkbox"/>	<input type="checkbox"/>	<input type="checkbox"/>	<input type="checkbox"/>	<input type="checkbox"/>
VAS		<input type="checkbox"/>	<input type="checkbox"/> 2.2)	<input type="checkbox"/>	<input type="checkbox"/>	<input type="checkbox"/>	<input type="checkbox"/>	<input type="checkbox"/>	<input type="checkbox"/>	<input type="checkbox"/>	<input type="checkbox"/>	<input type="checkbox"/>	<input type="checkbox"/>	<input type="checkbox"/>	<input type="checkbox"/>	<input type="checkbox"/>	<input type="checkbox"/>	<input type="checkbox"/>	<input type="checkbox"/>	<input type="checkbox"/>
Standard seat 20° seat tilt		<input type="checkbox"/>	<input type="checkbox"/>	<input type="checkbox"/>	<input type="checkbox"/>	<input type="checkbox"/>	<input type="checkbox"/>	<input type="checkbox"/>	<input type="checkbox"/>	<input type="checkbox"/>	<input type="checkbox"/>	<input type="checkbox"/>	<input type="checkbox"/>	<input type="checkbox"/>	<input type="checkbox"/>	<input type="checkbox"/>	<input type="checkbox"/>	<input type="checkbox"/>	<input type="checkbox"/>	<input type="checkbox"/>
Standard seat 45° seat tilt		<input type="checkbox"/>	<input type="checkbox"/>	<input type="checkbox"/>	<input type="checkbox"/>	<input type="checkbox"/>	<input type="checkbox"/>	<input type="checkbox"/>	<input type="checkbox"/>	<input type="checkbox"/>	<input type="checkbox"/>	<input type="checkbox"/>	<input type="checkbox"/>	<input type="checkbox"/>	<input type="checkbox"/>	<input type="checkbox"/>	<input type="checkbox"/>	<input type="checkbox"/>	<input type="checkbox"/>	<input type="checkbox"/>
VAS 45° seat tilt		<input type="checkbox"/>	<input type="checkbox"/>	<input type="checkbox"/>	<input type="checkbox"/>	<input type="checkbox"/>	<input type="checkbox"/>	<input type="checkbox"/>	<input type="checkbox"/>	<input type="checkbox"/>	<input type="checkbox"/>	<input type="checkbox"/>	<input type="checkbox"/>	<input type="checkbox"/>	<input type="checkbox"/>	<input type="checkbox"/>	<input type="checkbox"/>	<input type="checkbox"/>	<input type="checkbox"/>	<input type="checkbox"/>
Standard seat, Lift seat 35 cm + 45° seat tilt		<input type="checkbox"/>	<input type="checkbox"/>	<input type="checkbox"/>	<input type="checkbox"/>	<input type="checkbox"/>	<input type="checkbox"/>	<input type="checkbox"/>	<input type="checkbox"/>	<input type="checkbox"/>	<input type="checkbox"/>	<input type="checkbox"/>	<input type="checkbox"/>	<input type="checkbox"/>	<input type="checkbox"/>	<input type="checkbox"/>	<input type="checkbox"/>	<input type="checkbox"/>	<input type="checkbox"/>	<input type="checkbox"/>
VAS, Lift seat 35 cm + 45° seat tilt		<input type="checkbox"/>	<input type="checkbox"/>	<input type="checkbox"/>	<input type="checkbox"/>	<input type="checkbox"/>	<input type="checkbox"/>	<input type="checkbox"/>	<input type="checkbox"/>	<input type="checkbox"/>	<input type="checkbox"/>	<input type="checkbox"/>	<input type="checkbox"/>	<input type="checkbox"/>	<input type="checkbox"/>	<input type="checkbox"/>	<input type="checkbox"/>	<input type="checkbox"/>	<input type="checkbox"/>	<input type="checkbox"/>

### Wheels

1.1)	8"/12.5"
1.2)	9" caster wheels
1.3)	9" caster wheels with suspension or 10" wheels

### Weight

2.1)	Max. 75 kg
2.2)	Max. 100 kg

	Combination possible
	Combination not possible

### Back support angle adjustment (mandatory information)

ED046	<input type="checkbox"/>	Mechanical in increments (Standard seat 0/10/20/30°, -9/1/11/21°; VAS -5/0/10/20/30°)	Inclusive
ED047	<input type="checkbox"/>	Power (30°)	£684.00

### Mounting kit for head/neck supports

EL001	<input type="checkbox"/>	Gooseneck	£126.00
EL002	<input type="checkbox"/>	Multi-axis, offset	£117.00
EL003	<input type="checkbox"/>	Multi-axis, straight	£113.00
EL031	<input type="checkbox"/>	UniLink holder for head support, multi-axis (suitable only for Advanced line head supports; not possible in combination with EL006, EL007, EL013 to EL016)	£234.00
EL039	<input type="checkbox"/>	UniLink extension element, 38 mm (may be used to compensate the distance at kyphotic head posture)	£81.00
EL038	<input type="checkbox"/>	UniLink extension element, 50 mm (may be used to compensate the distance at kyphotic head posture)	£60.00
EL040	<input type="checkbox"/>	UniLink extension element, 76 mm (may be used to compensate the distance at kyphotic head posture)	£81.00

### Head/neck supports exclusions see 27.0) 27.1)

#### Care line





EL006	<input type="checkbox"/>	Head support, small	£88.00
EL007	<input type="checkbox"/>	Head support, large	£88.00
EL013	<input type="checkbox"/>	Head/neck support, small	£84.00
EL014	<input type="checkbox"/>	Head/neck support, large	£84.00
EL015	<input type="checkbox"/>	Head/neck support, X-shape, small	£101.00
EL016	<input type="checkbox"/>	Head/neck support, X-shape, large	£101.00


#### Advanced line


EL033	<input type="checkbox"/>	Comfort Plus, size S	£156.00
EL034	<input type="checkbox"/>	Comfort Plus, size M	£181.00
EL035	<input type="checkbox"/>	Comfort Plus, size L	£181.00
EL036	<input type="checkbox"/>	Combo (3-pad), size S	£311.00
EL037	<input type="checkbox"/>	Combo (3-pad), size L	£323.00

### Belts exclusions see 28.0)


EP001	<input type="checkbox"/>	Standard lap belt	Inclusive
EP002	<input type="checkbox"/>	2-point lap belt, padded, metal buckle	£148.00
EP003	<input type="checkbox"/>	2-point lap belt, padded, plastic buckle	£134.00
EP020	<input type="checkbox"/>	2-point lap belt with metal buckle and rewinder (buckle on side of joystick) exclusions see 7.8) 28.1)	£227.00

Chest/shoulder harnesses 			
EP005	<input type="checkbox"/>	Dynamic harness, size S	£192.00
EP006	<input type="checkbox"/>	Dynamic harness, size M	£192.00
EP007	<input type="checkbox"/>	Dynamic harness, size L	£192.00
EP008	<input type="checkbox"/>	Sternum harness, size S	£184.00
EP009	<input type="checkbox"/>	Sternum harness, size M	£184.00
EP010	<input type="checkbox"/>	Sternum harness, size L	£184.00
EP011	<input type="checkbox"/>	Slimline sternum harness, size S	£179.00
EP012	<input type="checkbox"/>	Slimline sternum harness, size M	£179.00
EP013	<input type="checkbox"/>	Slimline sternum harness, size L	£179.00
EP014	<input type="checkbox"/>	Shoulder harness, size S	£198.00
EP015	<input type="checkbox"/>	Shoulder harness, size M	£198.00
EP016	<input type="checkbox"/>	Shoulder harness, size L	£198.00
VAS accessories exclusions see 9.1)			
ED048	<input type="checkbox"/>	Push handles	£66.00
Arm supports  (mandatory information)			
EE023	<input type="checkbox"/>	Standard	Inclusive
EE024	<input type="checkbox"/>	Flip-up (effective seat width +/- 1 cm per side; on Standard seat Small, SW 42 cm; Standard seat Large, SW 48 cm; Standard seat XL, SW 54 cm; VAS plus 2 cm; max. user weight: 125 kg; not in combination with EC001) exclusions see 3.3) 7.8) 67.1) to 67.4)	£257.00
Leg support version  (mandatory information)			
EB011	<input type="checkbox"/>	Standard (basic design) exclusions see 7.8) 31.1) 31.6)	Inclusive
EB001	<input type="checkbox"/>	Standard (new design) exclusions see 31.1)	£214.00
EB002	<input type="checkbox"/>	Mechanically elevating with length adjustment (max. user weight 140 kg; not available for LL < 21 cm; not in combination with EB012 / EB009) exclusions see 3.1) 31.1) to 31.4)	£594.00
EB003	<input type="checkbox"/>	Power elevating with length adjustment and separate control (max. load 140 kg; not available for LL < 21 cm; not in combination with EB012 / EB009) exclusions see 3.1) 31.1) to 31.4)	£1212.00
EB004	<input type="checkbox"/>	Power elevating with length adjustment and simultaneous control (not available for LL < 21 cm; not in combination with EB012) exclusions see 31.1) to 31.4)	£1212.00
EB005	<input type="checkbox"/>	Without leg supports exclusions see 31.5)	Inclusive
Foot support version  exclusions see 32.0) 32.1)			
EB012	<input type="checkbox"/>	Individual, plastic foot plates (max. load 140 kg; not available on elevating leg supports; not in combination with EB002 / EB003 / EB004) exclusions see 3.1) 31.6) 32.2) to 32.4)	Inclusive
EB007	<input type="checkbox"/>	Individual aluminium foot plates, new design (max. user weight 160 kg; not in combination with EB011 / EB001) exclusions see 32.6) to 32.8) 32.10)	£257.00
EB009	<input type="checkbox"/>	Single-panel, aluminium foot plate (max. user weight 160 kg; not in combination with EB002 / EB003) exclusions see 32.6) to 32.9)	£150.00
Leg support accessories			
EB010	<input type="checkbox"/>	Lateral leg pad (for mechanical and power elevating leg support adjustment; pair) exclusions see 33.1)	£218.00
Batteries (mandatory information)			
EU036	<input type="checkbox"/>	AGM 56 Ah (C5) / 60,4 Ah (C20)	Inclusive
EU032	<input type="checkbox"/>	Gel 63 Ah (C5) / 74 Ah (C20)	£607.00
EU500	<input type="checkbox"/>	Gel 63 Ah (C5) / 74 Ah (C20) Basic	£607.00


Battery charger  (mandatory information)		
EU040	<input type="checkbox"/>	Without battery charger Inclusive
EU041	<input type="checkbox"/>	Battery charger 8 A, fanless (suitable only for batteries with 56 Ah (C5)) exclusions see 35.3) 35.4) Inclusive
EU044	<input type="checkbox"/>	Battery charger 10 A, fanless (IP54) (suitable for batteries 56 Ah (C5) and 63 Ah (C5)) exclusions see 35.2) £267.00
EU046	<input type="checkbox"/>	Battery charger 10 A, with fan (suitable for batteries 56 Ah (C5) and 63 Ah (C5)) £278.00
EU042	<input type="checkbox"/>	Battery charger 12 A, incl. external charging receptacle (magnetic, installation side right) exclusions see 35.4) £471.00


Additional charging receptacle 		
EU043	<input type="checkbox"/>	External magnetic charging receptacle (installation side right; possible only with EU042) exclusions see 36.1) £191.00

Wheelchair colour (colour for caster fork and metal strip; frame colour: KTL black; mandatory information)		
005	<input type="checkbox"/>	Sparkle light orange Inclusive
009	<input type="checkbox"/>	Vinho sparkle Inclusive
010	<input type="checkbox"/>	Marine blue Inclusive
013	<input type="checkbox"/>	Jet black RAL 9005 matte Inclusive
014	<input type="checkbox"/>	Candy red Inclusive
021	<input type="checkbox"/>	Sparkle granny-smith Inclusive
023	<input type="checkbox"/>	White RAL 9016 Inclusive




Chassis accessories 		
EA010	<input type="checkbox"/>	Splash guard for drive wheels exclusions see 2.1) 39.5) 39.6) £110.00
EA011	<input type="checkbox"/>	Splash guard for caster wheels exclusions see 2.1) £64.00


Caster wheel swivel lock		
EF020	<input type="checkbox"/>	Mechanical £439.00


Chassis safety accessories 		
EF021	<input type="checkbox"/>	Curb climbing assist exclusions see 2.1) £355.00
ES002	<input type="checkbox"/>	Kit for vehicle transport (not in combination with ED036; max. load 140 kg) exclusions see 3.1) 41.1) 41.3) Inclusive
ES013	<input type="checkbox"/>	Ottobock installation kit for Dahl docking system (not possible in combination with EA001 and EF021; max. load 140 kg) exclusions see 2.1) 3.1) 24.5) 41.1) 41.2) £110.00

General accessories 		
ES003	<input type="checkbox"/>	Pocket for mobile phone £54.00
ES004	<input type="checkbox"/>	Luggage carrier exclusions see 2.1) 3.1) £246.00
ES005	<input type="checkbox"/>	Crutch holder £126.00
ES006	<input type="checkbox"/>	Rearview mirror (installation side across from control panel side; not possible in combination with ES012) exclusions see 42.1) £187.00
ES007	<input type="checkbox"/>	Tool kit £64.00
ES010	<input type="checkbox"/>	Beverage holder £28.00
ES011	<input type="checkbox"/>	Airman pump £266.00
ET001	<input type="checkbox"/>	External horn £515.00
ES012	<input type="checkbox"/>	Tray (swivel mechanism across from control panel side; not possible in comb. with ES006) exclusions see 42.2) £434.00
EU095	<input type="checkbox"/>	Hand warmer (single hood for handmodule) exclusions see 42.3) £1337.00
ES023	<input type="checkbox"/>	Backpack hooks (at rear) £81.00




Receptacle for external power supply, right 		
ET002	<input type="checkbox"/>	12 V exclusions see 43.1) 43.4) £330.00
ET003	<input type="checkbox"/>	24 V exclusions see 43.2) £132.00
ET004	<input type="checkbox"/>	USB exclusions see 43.3) £149.00
Lighting  exclusions see 44.0)		
ES021	<input type="checkbox"/>	Electric lighting £505.00
Control device  (mandatory information)		
EU059	<input type="checkbox"/>	VR2 (70 A), without power functions and lighting (recommended for load up to 140 kg) exclusions see 46.1) 46.2) 46.4) 46.7) Inclusive
EU060	<input type="checkbox"/>	VR2 (70 A), max. 2 power functions and lighting possible (recommended for load up to 140 kg; not possible in combination with EC026 or EC027) exclusions see 46.2) 46.3) 46.5) 46.7) Inclusive
EU050	<input type="checkbox"/>	VR2 (90 A), without power functions and lighting (recommended for load up to 160 kg) exclusions see 2.1) 46.1) 46.4) 46.5) 46.7) Inclusive
EU051	<input type="checkbox"/>	VR2 (90 A), max. 2 power functions and lighting possible (recommended for load up to 160 kg; not possible in combination with EC026 or EC027) exclusions see 2.1) 46.3) 46.7) £187.00
EU052	<input type="checkbox"/>	TEN° (90 A), 1 power function, choose option EU056 for more power functions, lighting possible (recommended for load up to 160 kg) £873.00
EU058	<input type="checkbox"/>	R-net LED-L (90 A), 1 power function, choose option EU056 for more power functions, lighting possible (recommended for load up to 160 kg) £604.00
EU064	<input type="checkbox"/>	R-net Colour (90 A), 1 power function, choose option EU056 for more power functions, lighting not possible (recommended for load up to 160 kg) exclusions see 46.4) £906.00
TEN° control panel (possible only in combination with EU052) exclusions see 47.0) 47.1)		
EU065	<input type="checkbox"/>	Standard colour shirano matte Inclusive
EU066	<input type="checkbox"/>	Colour selectable Inclusive
Colour for TEN° control panel (possible only in combination with EU066) exclusions see 48.0) 48.1)		
EU005	<input type="checkbox"/>	Sparkle light orange Inclusive
EU009	<input type="checkbox"/>	Vinho sparkle Inclusive
EU010	<input type="checkbox"/>	Marine blue Inclusive
EU013	<input type="checkbox"/>	Jet black RAL 9005 matte Inclusive
EU014	<input type="checkbox"/>	Candy red Inclusive
EU021	<input type="checkbox"/>	Sparkle granny-smith Inclusive
EU023	<input type="checkbox"/>	White RAL 9016 Inclusive
Control panel button (possible only in combination with EU052) exclusions see 47.0)		
EU067	<input type="checkbox"/>	Piko button, diameter 50 mm (red/black) £392.00
EU068	<input type="checkbox"/>	Piko button, diameter 30 mm (red/black) £392.00
Control panel holder (mandatory information)		
EU070	<input type="checkbox"/>	Control panel holder, standard (not possible in combination with TEN° (EU052)) exclusions see 50.1) Inclusive
EU071	<input type="checkbox"/>	Control panel holder, swing-away in parallel, 2 cm height-adjustable £125.00
EU072	<input type="checkbox"/>	Control panel holder, swing-away in parallel, 9.5 cm height-adjustable £150.00
Control panel holder mounting side (mandatory information)		
	<input type="checkbox"/>	Right
	<input type="checkbox"/>	Left

Joystick top 		
EU080	<input type="checkbox"/>	Fork for tetraplegics, horizontal (adjustable for hand width 70 - 90 mm) £125.00
EU081	<input type="checkbox"/>	Stick S80 (special joystick handle 80 mm) £110.00
EU082	<input type="checkbox"/>	Soft ball, black cover £187.00
EU083	<input type="checkbox"/>	Ball top, small (diameter 43 mm) £126.00
EU084	<input type="checkbox"/>	Ball top, large (diameter 48 mm) £116.00
EU085	<input type="checkbox"/>	Soft ball, coloured (diameter 30 mm, 4 pieces) £227.00

Modules for TEN°/R-net LED-L/R-net colour control device  exclusions see 53.0)		
EU054	<input type="checkbox"/>	TEN° LCD module (when using 1-switch scan drive, programming by service required; please order button separately; adapter switch box not required) £1785.00

Holder for TEN° LCD module exclusions see 54.0) 54.1)		
EU073	<input type="checkbox"/>	Standard (installation across from control panel side; not possible in combination with ES012) exclusions see 42.1) £92.00
EU074	<input type="checkbox"/>	With gooseneck (installation across from control panel side; not possible in combination with ES012) exclusions see 42.1) £282.00
EU075	<input type="checkbox"/>	With gooseneck for tray (included) £212.00

Actuator module for TEN°/R-net LED-L/R-net colour control device exclusions see 53.0) 55.0) 55.1)		
EU056	<input type="checkbox"/>	Actuator module (required for power seat functions on R-net LED-L, R-net colour and TEN°, when more than one power seat function is needed) £462.00

Control device accessories 		
EU057	<input type="checkbox"/>	Attendant control £777.00

Attendant control installation side exclusions see 57.0) 57.1)		
	<input type="checkbox"/>	Right exclusions see 57.2)
	<input type="checkbox"/>	Left

Track stabiliser exclusions see 53.0) 59.0)		
EF023	<input type="checkbox"/>	Power (gyro-module) (not in combination with EU059, EU060, EU050 or EU051; depending on terrain, the specified driving distance range can be reduced when using the gyro) £476.00

Drive unit (mandatory information)		
ET016	<input type="checkbox"/>	Performance (usable up to a gross weight of 320 kg) Inclusive
ET011	<input type="checkbox"/>	High performance (only in combination with EU052, EU058 or EU064) exclusions see 2.1) 53.0) £615.00

Speed (mandatory information)		
ET012	<input type="checkbox"/>	6 km/h Inclusive
ET013	<input type="checkbox"/>	7.2 km/h exclusions see 2.1) 61.1) Inclusive
ET014	<input type="checkbox"/>	10 km/h exclusions see 2.1) 61.1) 61.2) Inclusive

Drive unit option exclusions see 62.0) 62.1)		
ET008	<input type="checkbox"/>	Individual type approval for speed > 6 km/h £556.00

Drive unit warranty extension		
EW002	<input type="checkbox"/>	From 24 to 48 months £88.00

Additional instructions for use (additional IFU for non-national languages)		
ES028	<input type="checkbox"/>	Qualified personnel Inclusive
ES029	<input type="checkbox"/>	User Inclusive

### Seating systems ↻



EC001 - EC004 Standard seat



EC005 VAS

### Seat cushion ↻



EC034 Livo



EC035 Evoflair

### Seat cushions/back support version with contour ↻



EC020/ED034 Flat contoured



EC021/ED035 Deep contoured

### Cover for seat cushion/back support pad contoured ↻



EC022 Fabric cover



EC023 Synthetic leather cover

### Back support version ↻



ED050/ED051 Back support pad flat/deep contoured



ED036 Baxx aluminium flat top back support

### Accessories for back support pad, contoured ↻



ED039 Side panels



ED040 Lumbar support

### Power seat adjustment ↻



EC025 45° seat tilt



EC026 Seat height adjustment 35 cm



ED047 Power back support angle adjustment

Tread ↻



EG013 Ribs



EG014 Lugs



EG015 Caster wheel with ribs

Mounting Kit for head/neck supports ↻



EL001 Gooseneck



EL002 Multi-axis, offset



EL003 Multi-axis, straight



EL031 UniLink multi axis, including seat back mount

Head/neck supports Care line ↻



EL006/EL007 Head support small/large



EL013/EL014 Combination head/neck support small/large



EL015/EL016 Head/neck support, X-shape, small/large

Head/neck supports Advanced line ↻



EL033/EL034/EL035 Comfort Plus



EL036/EL037 Combo

Arm supports ↻



EE024 Flip-up arm supports

Belts ↩



EP001 Standard lap belt



EP002 2-point lap belt, padded, metal buckle



EP003 Lap belt, padded, plastic buckle



EP020 Lap belt with re-winder

Chest/shoulder harnesses ↩



EP005 - EP007 Dynamic harness S/M/L



EP008 - EP010 Sternum harness S/M/L



EP011 - EP013 Slimline sternum harness S/M/L



EP014 - EP016 Shoulder harness S/M/L

Leg support version ↩



EB011 Standard (basic design)



EB001 Standard (new design)



EB002 Mechanically elevating with length adjustment



EB003 Power elevating, separate control

Foot plate version ↩



EB004 Power elevating, simultaneous control



EB012 Individual, plastic foot plates



EB007 Individual aluminium foot plates

Add charging receptacle ↩



EU043 External magnetic charging receptacle



Battery charger ↩



EU041 Battery charger 8 A, fanless



EU044 Battery charger 10 A, fanless



EU046 Battery charger 10 A, with fan



EU042 Battery charger 12 A, incl. external charging receptacle

Chassis accessories ↩



EA010 Splash guard for drive wheels

Chassis safety accessories ↩



EF021 Curb climbing assist



ES013 Dahl mounting kit

General accessories ↩



ES003 Pocket for mobile phone



ES004 Luggage carrier



ES005 Crutch holder



ES006 Rearview mirror



ES010 Beverage holder




ES023 Backpack hooks

Receptacle f. ext. power ↩



ET002 Receptacle f. 12 V  
ET003 Receptacle f. 24 V  
ET004 USB

Lighting ↩



ES021 Electric lighting


Control device ↩



EU050/EU059 VR2



EU051/EU060 VR2



EU052 TEN°



EU058 R-net LED-L

Joystick top ↩



EU064 R-net Colour



EU080 Fork for tetraplegics, horizontal



EU081 Stick S80



EU082 Soft ball, black cover

Modul for TEN° ↩



EU083 Ball top, small



EU084 Ball top, large



EU085 Soft ball, coloured



EU054 TEN° LCD module

Control device accessories ↩



EU057 Attendant control



EU095 Hand warmer (single hood for handmodule)

Tables for notes and exclusions

Seat depth

Seat	Seat depth SD												
	34 cm	36 cm	38 cm	40 cm	42 cm	44 cm	46 cm	48 cm	50 cm	52 cm	54 cm	56 cm	58 cm
Standard seat Junior	X	X	X	X									
Standard seat, small			X	X	X	X	X						
Standard seat, large					X	X	X	X	X				
Standard seat, XL					X	X	X	X	X				
VAS			X	X	X	X	X	X	X	X	X	X	X

X = combination possible

Seat width

Seat	Seat width (SW)												
	34 cm	36 cm	38 cm	40 cm	42 cm	44 cm	46 cm	48 cm	50 cm	52 cm	54 cm	56 cm	
Standard seat Junior	X	X	X	X									
Standard seat, small			X	X	X								
Standard seat, large						X	X	X					
Standard seat, XL									X	X	X	X	
VAS			X	X	X	X	X	X	X	X	X		

X = combination possible