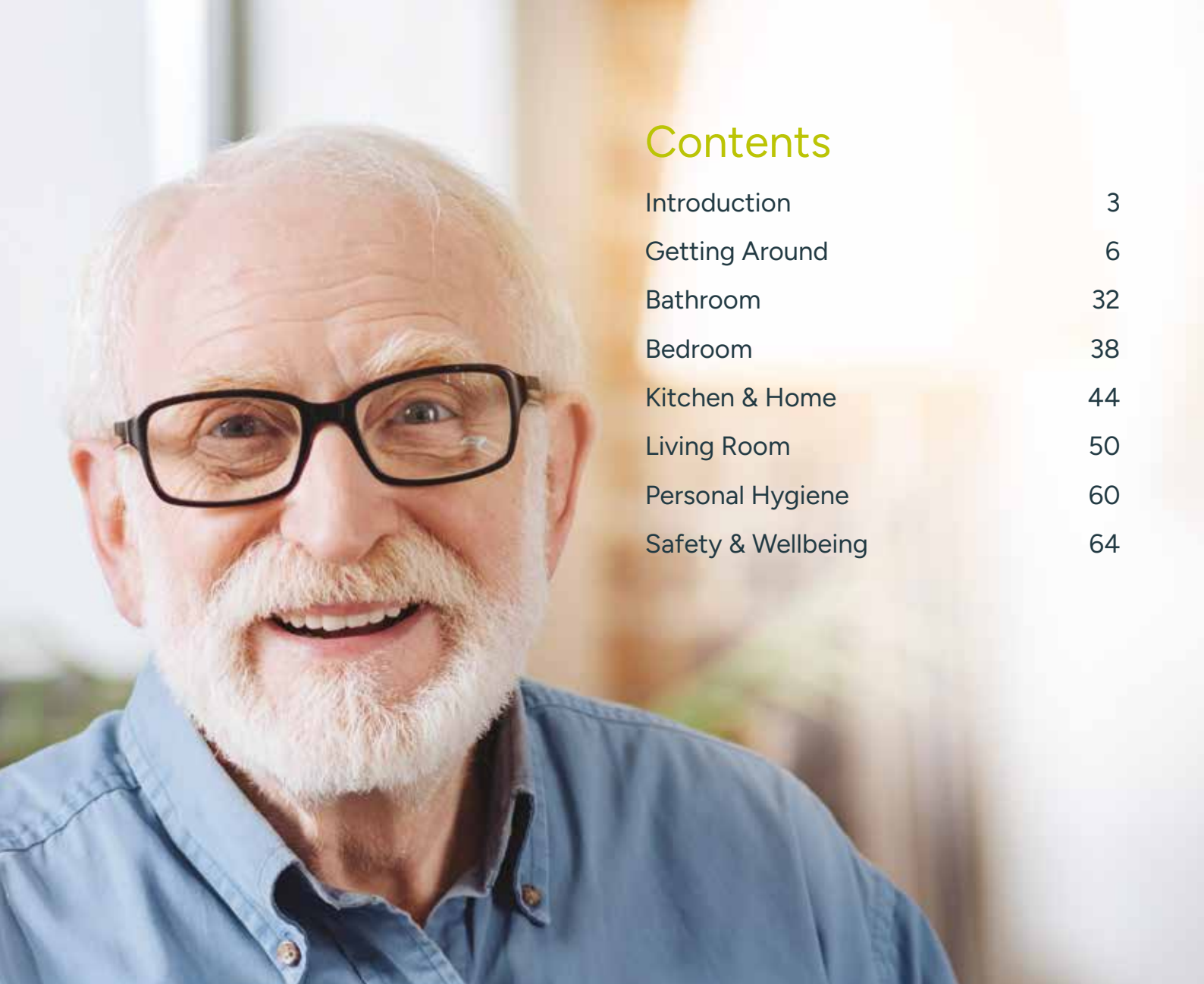




Enjoy a better day
with mobility aids that
increase your independence



Contents

Introduction	3
Getting Around	6
Bathroom	32
Bedroom	38
Kitchen & Home	44
Living Room	50
Personal Hygiene	60
Safety & Wellbeing	64

Our story begins in 1977...

...in the small seaside town of Felixstowe on the beautiful Suffolk Coast. Back then, three siblings from the Webber family wanted to bring **life-changing innovations**, like the newly created mobility scooter, to the coastal community they called home. Taking the plunge, they opened a first-of-a-kind mobility shop.

We've grown up to become **trusted experts** in the mobility and patient handling sectors, and Felgains is now a **second-generation family firm**. The products we offer and the markets we serve have evolved and expanded, as we've steadfastly pursued our mission of harnessing innovation to **enable better care and improve lives**.

Today, we serve the NHS, care providers and private individuals across the UK through our Clinical and Mobility divisions. The journey of the last 45 years has been one of growth and change, but our values endure. We may not always have been the loudest voice, but we've been quietly changing thousands of lives for the better. Really, **it's about you**.

Celebrating
47 years

Why visit our showroom?

Try before you buy

Get a full product demonstration (and training) and the opportunity to try options, so you're completely comfortable you're buying the right solution.

Get free expert advice

Get personal advice and a proper assessment of your needs. We've been around for 47 years so you can be confident you'll get advice you can trust.

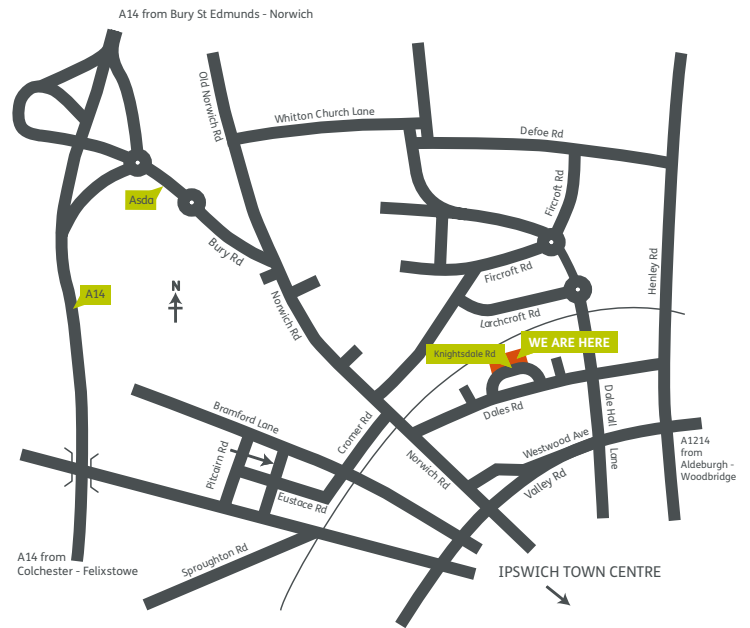
A friendly, no-pressure environment

You will never experience any hard-selling – ever!

Local technical support

If you do have any issues, or you need more help with using your new equipment, we're only ever a phone call away.

How to find us at 33 Knightsdale Road, Ipswich, IP1 4JJ



We're open Monday to Friday, 8am to 4pm

You're welcome to visit any time but if you'd rather book an appointment, just give us a ring first.

Our showroom is fully accessible, with a disabled toilet. There's off-road parking right in front of the step-free entrance. It's also very spacious inside so you can easily manoeuvre wheelchairs or scooters.



Ways to order

Visit our showroom or order by email, phone or online:

✉ showroom@felgains.com

☎ 01473 741144 🌐 felgains.com

Home Assessments

Did you know Felgains offer free home assessments for bespoke products? We will discuss your needs and available options before providing a tailor-made quotation. If you have an Occupational Therapist, these assessments can be carried out as a joint visit.

VAT relief

If you have a chronic, long-term illness or disability, you can purchase many of our products with VAT zero-rated by completing an exemption form at the time of purchase. We'll let you know where this applies and, if required, a family member or friend can fill this out on your behalf.

To find out more, please go to: www.felgains.com/vat



Stable, confident and ready to go.

'Thank you very much for the helpful and friendly service you have given us with our new wheelchair. We can now enjoy our holiday in Scotland 'in comfort' thanks to you all.'

Mr & Mrs S

Patterned Folding Walking Stick

Height adjustable support stick that folds away when not in use.

Handle height: 850 – 950mm/33 - 37in

Available in Petite Height: 737 - 838mm/29-33in

SWL: 125kg/20st

Colour options: Various finishes




Folding Walking Stick

Height adjustable support stick that folds away when not in use.

Handle height: 850 – 950mm/33 - 37in

SWL: 125kg/20st

Handle options: Standard or Fischer





FlexyFoot Telescopic Walking Sticks

The FlexyFoot Telescopic Walking Sticks are practical and stylish sticks which gives you support while walking.

Handle height: 837 - 937mm/33 – 37"

SWL: 1305kg/20.5st

Handle options: Derby, Cork Derby or Oval





Wooden Stick with Crook Handle

Height: 910mm/36in
SWL: 127kg/20st




Wooden Stick with Derby Handle

Height: 915mm/36in
SWL: 127kg/20st
Wood options: Black, Beech



Wooden Stick with Derby Handle & Brass Collar

Height: 915mm/36in
SWL: 127kg/20st
Wood options: Dark, Beech



Wrist Strap

Nylon elasticated loop strap for use with a walking stick.

HurryCane Walking Stick

A freestanding walking stick with a wide, pivoting 3-point base for better balance and traction across all angles and terrains. It's also designed with a comfort-fit, shock-absorbing handle and easily folds for storage.

Height: 775 – 950mm/31 – 37in
SWL: 160kg/25st

Colour options: Black, Pink, Blue, Green



WITH A FREE WRIST STRAP AND STORAGE BAG!



Quad Stick

Height: 830 – 1050mm/33 - 41in
SWL: 125kg/20st



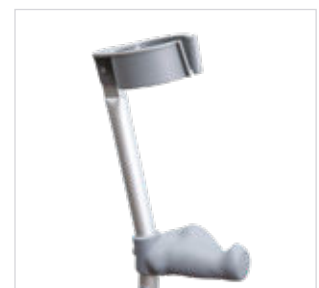
Metal Adjustable Stick

Height: 730 – 980mm/29 - 39in
SWL: 125kg/20st



Double Adjustable Crutches

Handle height: 660 – 940mm/26 - 37in
SWL: 160kg/25st



Double Adjustable Crutches with Ergonomic Handle

Handle height: 690 – 940mm/27 - 37in
SWL: 160kg/25st



Ultra-Narrow Walking Frame

A height adjustable walking frame designed for easy use around the home, with a choice of three sizes to suit your height. Available without wheels on request.

SWL: 160kg/25st

Size	Handle Height	Width
Small	750 – 830mm (30 - 33in)	480mm (19in)
Medium	830 – 910mm (33 – 36in)	480mm (19in)
Tall	900 – 980mm (35 – 39in)	510mm (20in)



Net Bag

A knotted nylon bag that clips to a walking frame for carrying personal items.

Apron Bag

A waterproof bag that fastens to a walking frame with three large storage pockets.



Buckingham Caddy

A useful caddy for walking frames with two storage compartments, as well as a removable tray that can hold the mug holder or a dinner plate.



Three-Wheeled Rollator

A lightweight aluminium three-wheeled rollator with height adjustable handles, comfortable ergonomic hand grips with brakes and a small caddy bag. It folds up for easy storage and transport.

Handle height: 830 – 930mm/33 - 37in

Weight: 5kg

SWL: 125kg/20st

Colour options: Purple, Blue, Quartz



Freestyle Three-Wheeled Rollator

A lightweight stylish three-wheeled rollator with height-adjustable handles, brakes and a clip-on caddy bag. It folds down neatly for easy storage and transport.

Handle height: 820 - 920mm/32 - 36in

Weight: 5kg

SWL: 115kg/18st

Colour options: Purple, Champagne, Silver

Four-Wheeled Rollator

A lightweight aluminium four-wheeled rollator with height adjustable handles, comfortable ergonomic hand grips and an under-seat caddy. It folds for easy storage and transport.

Weight: 6kg

SWL: 165kg/26st

Colour options: Red, Green, Quartz

Size	Handle Height	Seat Height
Small	755 – 875mm (30 – 34in)	500mm (20in)
Medium	810 – 930mm (32 – 37in)	540mm (21in)
Tall	870 – 990mm (34 – 39in)	625mm (25in)



Multi-Adjustable Four-Wheeled Rollator

A lightweight four-wheeled rollator which offers support when walking. This rollator features a padded back rest, padded seat and a netted bag. Both the handles and the seat height can be adjusted to suit the end user.

Weight: 6kg

SWL: 120kg/18.5st

Size	Handle Height	Seat Height
Standard	825 – 950mm (32 x 39in)	535 – 610mm (21 x 24in)



Space LX Rollator

The stylish Space LX has a unique profile ensuring a steady but light aluminium frame. It folds easily and stays that way with a simple locking system. It has height-adjustable ergonomic handles with light and reliable brakes linked to TPE-covered wheels, creating a steady and safe driving feeling. The Space LX comes with a removable shopping bag, step pedal, safety reflectors and a walking stick holder.

Options

- LED Lights
- Tray
- Padded Seat
- One Hand Brake



Weight: 6kg

SWL: 150kg (24st)

Colour options: Grey, Champagne, Blue

Size	Handle Height	Seat Height
Medium	720mm – 850mm (28 – 33in)	550mm (22in)
Large	800mm – 102mm (31 – 40in)	620mm (24in)



Dietz Taima Four Wheeled Rollator

A premium, ultra-light four wheeled rollator that only weighs as much as a three wheeled walker! With very compact dimensions, it's ideal indoors as well as outdoors and offers a fantastic range of features including a comfortable seat and storage bag, clever steering dampeners for better stability and a cane holder. It also folds very easily for storing at home or putting in the car boot.

Weight: Small 5.6kg, Medium 5.8kg

SWL: 150 kg (24 st)



Size	Handle Height	Seat Height
Small	760 – 860 mm (30 – 34 in)	510 mm (20 in)
Medium	790 – 950 mm (31 – 37 in)	590 mm (23 in)



Looking for a prescriptive wheelchair?

Arrange an assessment with our experts on 01473 741144

Active wheelchairs

Bespoke sizing

Frame type & adjustment


Modular seating

Comfort wheelchairs

Tilt and recline

Elevating legrests

Postural support



Alu Lite Transit Wheelchair

A lightweight aluminium transit wheelchair with a folding frame and backrest, ideal for occasional use. It includes removable, swing-away footrests, solid tyres, a lap belt and attendant slowing brakes.

Seat Width: 18in, 20in

SWL: 100kg/16st (18in), 120kg/19st (20in)

Weight: 12kg



Wheelchair Cushion

A vinyl cushion which can be used to raise the seat height or provide a more comfortable ride.

Available in a range of sizes to fit all wheelchairs



Ergo Manual Wheelchairs

Common features

- Lightweight, aluminium frame
- Folding back and frame
- Ergonomic S-shaped seating
- Attendant slowing brakes
- Solid tyres



Lap Belt

Suitable for use with scooters and wheelchairs.

Available as 1-part or 2-part

Length: 1626mm/64in



Model	Ergo Lite
Type	Transit
Weight	8.3kg
Seat width	16in, 18in
Footrests	Fixed
Quick Release Wheels (Self-Propelled)	✘
SWL	100kg (16st)
Options	<ul style="list-style-type: none"> ■ Anti-tippers ■ Lap belt ■ Travel bag ■ Cane holder ■ Footboard ■ Headrest ■ Stump support
Additional features	-

**Crash Tested (with optional headrest)*



Ergo Lite 2

Self-propelled

Transit

10.3kg

8.7kg

16in, 18in

Swing-away, removable

✓ 20in

100kg (16st)

- Anti-tippers
- Lap belt
- Travel bag
- Cane holder
- Footboard
- Headrest
- Stump support



Transit Version

-



Ergo 115

Self-propelled

Transit

13kg

11.5kg

16in, 18in, 20in

Swing-away, removable

✓ 24in

115kg (18st)

- Anti-tippers
- Lap belt
- Travel bag
- Cane holder
- Footboard
- Headrest
- Stump support
- Elevating legrests
- Tension adjustable backrest
- Wider front castors
- Tall model with 19in seat depth



Transit Version

- Detachable upholstery

***Crash Tested (with optional headrest)**



Freedom DE08L Powerchair

The DE08L has a cleverly designed frame which separates into two manageable sections - with the heaviest part being 15.5kg - making it easy to disassemble for travel and transport. The DE08L retains the classic sturdiness of the Freedom Chairs and allows the end user to drive on uneven surfaces such as gravel, grass and cobblestones. This powerchair can turn on its own axis, making it much easier to manoeuvre, and benefits from electromagnetic brakes that automatically hold you as soon as the joystick is released. The motors can be set to freewheel mode allowing the chair to be manually pushed by an attendant if required. Other useful features include raisable armrests, an under-seat storage bag and a joystick with an in-built LED light and USB port.



Options

- Attendant or dual control kit
- Individual, elevating legrests
- Travel bag
- Headrest
- Seat widening kit
- Cup holder

Technical Information

Length: 1100mm/43in (Open),
610mm/24in (Folded)

Width: 610mm/24in

Height: 980mm/38in (Open),
750mm/29in (Folded)

Seat Dimensions: 450mm x
430mm/18in x 17in

Speed: 4mph

Batteries: 24v 10AH (fits up to 3)

Max Range: 9 miles (with 1 battery)

SWL: 160kg/25st

Heaviest part: 15.5kg



Looking for a high end powerchair?

Arrange an assessment with our experts on 01473 741144

Front, mid or rear wheel drive

Electric seat rise and tilt

Full range of modular seating

Custom styling

... and much more!





ST1 Scooter

The ST1 is an entry model scooter with a good range of features to improve your mobility in getting from A to B. It has a height adjustable, hard wearing and fully cushioned profiled seat, which can swivel 360 degrees for easier transfers. You can expect a comfortable ride with width-adjustable armrests and an adjustable delta tiller. Safety features include solid tyres and rear anti-tip wheels, as well as reflectors and illuminated controls to improve outdoor visibility at dusk or when dark. The ST1 can be assembled and disassembled easily, thanks to plug and wire free connections.

✔ *Easily dismantable*

✔ *Great value*

Colours



Technical Information

Length: 1000mm/39in

Width: 510mm/20in

Speed: 4mph

Batteries: 2x 12V 2Ah (SLA)

Max range: 6 miles

SWL: 115kg/18st





Mirage Scooter

The Mirage Scooter is a groundbreaking mobility solution that combines revolutionary design and super lightweight construction with effortless folding for trouble-free transportation and compact storage. It's super light aluminium frame, which can be folded in around 30 seconds, has a total weight of just over 14kg, making it much more manageable for lifting into the car boot. Boasting a spacious seat with a cushioned backrest and adjustable armrests, along with a fully adjustable tiller, the Mirage offers a fantastically enjoyable and comfortable ride. Charging is convenient with dual ports on the battery box and tiller.

- ✔ Effortlessly foldable
- ✔ Super lightweight
- ✔ Extendable range

Options*

- 21Ah battery (lithium)

Colours



Technical Information

Length: 1000mm/39in

Width: 450mm/17in

Speed: 4mph

Batteries: 10 or 21Ah (lithium)

Max range: 10 or 20 miles

SWL: 125kg/19.5st

Total weight: 14.7kg (w/o battery)





AstroLite Scooter

The AstroLite is an astronomically light scooter! With a convenient rear handle and an easy grip front impact bar making it simple to lift, handle and position in a car boot, it's ideal for transportation. Featuring a slimline design, all round suspension and an excellent turning circle the AstroLite provides a truly exceptional ride.

Comfort features include a swivel seat and flip-up armrests for easy transfers. Solid tyres and rear anti-tip wheels ensure your safety, while both on- and off-board charging sockets provide for easy charging.

- ✔ **Easily dismantable**
- ✔ **Exceptionally lightweight**
- ✔ **Extendable range**

Options*

- 10Ah or 17Ah battery (lithium)

Colours



Technical Information

Length: 1090mm/43in

Width: 495mm/19in

Speed: 4mph

Batteries: 10 or 17Ah (lithium)

Max range: 7 or 12 miles

SWL: 120kg/19st

Heaviest part: 9.9kg





ATTO Sport Scooter

The ATTO SPORT is a folding mobility scooter packed with clever design features that make it an exceptional travel scooter. It folds down to the size of a travel suitcase, so it can be put in a car boot, or taken on a train, cruise liner or aeroplane. It can even be taken as hand luggage! With a trolley mode and its unique splitting mechanism, it's incredibly portable! Comfort and convenience are also built-in throughout, from airless, shock-absorbing tyres to a height-adjustable seat and tiller, LED lights, key fob and even cruise control!

- ✓ **Incredibly portable**
- ✓ **Fits modern, active lifestyle**

Options*

- Armrests
- Leather or swivel seat cushion
- Flight kit
- Front, rear & under-seat storage bags
- Rear mirrors
- Mobile phone holder
- Walking stick/crutches or oxygen holder
- Global cable kit

**Please ask for a full list of accessories*

Technical Information

- Length: 1200mm/47in
- Width: 560mm/22in
- Speed: 4 or 6mph
- Batteries: 48V (lithium)
- Max range: 12.5 miles
- SWL: 120kg/19st
- Heaviest part: 17.5kg





Marlin Scooter

The Marlin is an extremely lightweight, comfortable, strong and stable scooter that can be easily disassembled for transportation. With a chassis manufactured from ultra-lightweight aircraft-grade aluminium for optimum durability, the heaviest part weighs less than 12kg! Combined with the ultra-light but high capacity lithium battery, the Marlin offers a great solution if you need a 'car-transportable' scooter and want to be able to travel a distance.

- ✓ **Easily dismantable**
- ✓ **Lightest mid-size scooter**
- ✓ **Extendable range**

Options

- Walking stick/crutch holder
- Collapsible rear basket
- 34Ah battery (lithium)
- Solid or pneumatic tyres

Colours



Technical Information

Length: 1160mm/46in
 Width: 560mm/22in
 Speed: 4 mph
 Batteries: 21 or 34Ah
 Max range: 20 or 30 miles
 SWL: 136kg/21st
 Heaviest part: 11.9kg





Leo Scooter

The Leo is a compact midi four-wheeled scooter with an excellent driving range that offers a safe and stable ride and is easy to control and manoeuvre. It's an ideal option if you need to make longer journeys on pavements or need extra storage capacity, but it can also be dismantled for transport if needed.

Safety features include indicators and brake lights and your comfort is considered too with an adjustable swivel seat and width adjustable armrests.

- ✔ **Superb comfort**
- ✔ **Top quality build**
- ✔ **Configurable**

Options

- Mirrors
- Walking stick or rollator holder
- Solid tyres
- Lap belt
- Storage cover

Technical Information

Length: 1220mm/48in
 Width: 590mm/23in
 Speed: 4mph
 Batteries: 2 x 36Ah
 Max range: 21 miles
 SWL: 136kg/21st



Colours





Orion Metro Scooter

The Orion Metro is a robust four-wheeled scooter that is capable over a wide range of terrains with all-round suspension and high capacity batteries. It's also very comfortable, with a reclining swivel seat and adjustable armrests.

Equipped with a speed reduction feature that automatically reduces speed around bends, the Orion's safety features also include mirrors, indicators and brake lights, as well as a hand brake for immediate braking.

✓ **Top quality, reliable Class 3 scooter**

✓ **Highly configurable**



Options*

- Mirrors
- Walking stick or rollator holder
- Lockable storage box
- Solid tyres
- Lap belt
- Storage cover
- USB adapter
- Smartphone holder

**Please ask for a full list of accessories*

Colours



Technical Information

Length: 1270mm/50in

Width: 660mm/26in

Speed: 8mph

Batteries: 2 x 50Ah

Max range: 27 miles

SWL: 136kg/21st





Scooter Leg Cape

A waterproof cape with fastening straps and a fur lining for extra warmth.



Splash Wheelchair Apron

A waterproof apron with an elasticated hem and fastening straps, available with a fur lining to keep you warm.



Splash Wheelchair Mac

Head to toe waterproof protection for you and your wheelchair when out and about. With an elasticated hem and hood, the Mac is available either fur-lined or unlined and with or without sleeves.



Wheelchair Bag

A storage bag that fits to the handles of a wheelchair, with a front pocket and two side pockets, complete with a reflective strip for safety.



Scooter Bag

A storage bag that fits around the backrest of a scooter or powerchair, with a front pocket and two side pockets, complete with a reflective strip for safety.



Half Step

A half-step with an anti-slip surface which provides a platform in front of high steps for easier access through doorways.

Length: 500mm/20in

Width: 400mm/16in

Height: 90mm/3.5in

SWL: 200kg/31st



Neatedge Rubber Threshold Ramp

A tough, weather-resistant rubber ramp with an anti-slip surface. It can be easily trimmed to fit most thresholds.

Width: 910mm/36in

✔ PVC Door Threshold

SWL: 500kg/79st

✔ Wood/Level Access Door Threshold

✔ Internal Steps/Thresholds

Size	Height	Length
1	15mm/0.6in	120mm/6in
2	25mm/1in	200mm/8in
3	35mm/1.4in	280mm/11in
4	50mm/2in	400mm/16in
5	75mm/3in	600mm/25in
6	100mm/4in	800mm/32in
7	120mm/6in	1000mm/39in



Doorline Wedge Ramp

A lightweight aluminium threshold ramp with excellent surface grip that can be easily fixed in place for extra security.

✔ PVC Door Threshold

Width: 700mm/28in

✔ Wood/Level Access Door Threshold

SWL: 300kg/47 stone

✔ Internal Steps/Thresholds

Size	Height	Length
Small	40mm/1.6in	250mm/10in
Medium	60mm/2.4in	400mm/16in
Large	80mm/3in	500mm/20in
X-Large	100mm/4in	600mm/24in



Doorline Bridge Ramp

A lightweight aluminium threshold ramp with an excellent surface grip which is quick to deploy either inside or outside.

✔ PVC Door Threshold

Width: 700mm/28in

✔ Wood/Level Access Door Threshold

SWL: 300kg/47 stone

✔ Internal Steps/Thresholds

Size	Height	Length
Small	40mm/1.6in	560mm/22in
Medium	60mm/2.4in	600mm/23in
Large	80mm/3in	810mm/32in
X-Large	100mm/4in	1000mm/39in



Doorline Multi Ramp

A lightweight aluminium ramp that is excellent for PVC door thresholds and can be used in combination with the Aerolight ramp to bridge a threshold.

- Width: 700mm/28in ✓ PVC Door Threshold
- SWL: 300kg/47 stone ✓ Wood/Level Access Door Threshold

Max. Recommended Height	Length
100mm/4in	575mm/23in
130mm/5in	770mm/30in



Aerolight-Xtra Ramp

A versatile ramp that folds for easy storage and is suitable for wheelchairs, rollators and scooters, with a full-width grip surface that is also easy to walk on. A tapered lip allows it to fit into narrower doorways and gives access onto the ramp from any angle.

- Width: 760mm/30in ✓ Step/Stairs
- SWL: 350kg/55st ✓ Wood/Level Access Door Threshold

Available lengths						
600mm (2ft)	900mm (3ft)	1200m (4ft)	1500mm (5ft)	1800mm (6ft)	2100mm (7ft)	2400mm (8ft)



Metro Folding Suitcase Ramp

A budget folding suitcase ramp suitable for lighter or short-term use.

- Width: 700mm/28in
- SWL: 300kg/47 stone

Available lengths						
600mm (2ft)	900mm (3ft)	1200m (4ft)	1500mm (5ft)	1800mm (6ft)	2100mm (7ft)	2400mm (8ft)



Ultralight Telescopic Ramp

A versatile two-section channel ramp that can be extended to multiple lengths but remains very compact for storing. They're a great option for vehicle access and can be used with standard wheelchairs or four-wheeled scooters.

- Length: 1170 – 2020mm/3ft 10in – 6ft 8in
- Internal channel width: 200mm/8in
- SWL: 300kg/47st



Handy Bar

The Handy Bar, with its soft grip, non-slip handle and strong forged steel shaft, creates a safe, solid support handle which fits in the U-shaped striker for help getting in and out of the car.



Outdoor Rail

A weather-resistant grab rail with an inner aluminium tube for extra strength and non-slip mouldings for great grip.

Length: 450mm/18in



Leg Lifter

A webbing strap with a rigid stem that helps you move or lift your legs onto a bed, wheelchair, footstool or when getting into the car.



Rota Cushion

A soft padded cushion with two low friction layers that rotate against each other to make swivel transfers easier – ideal for car seats or dining chairs.



Wooden Transfer Board

Suitable for assisted or independent bed, wheelchair and car transfers. Made in the UK from high quality FSC grade 15mm birch plywood.

SWL: 190kg/30st



Curved Transfer Board

Suitable for assisted or independent bed, wheelchair and car transfers.

SWL: 150kg/24st

Can't find what you're looking for?

Call our team on
01473 741 144



Tubular Slide Sheets

A general purpose tubular slide sheet that makes moving or turning easier with less risk of shearing to the skin.

Range of Sizes Available



One Way Quilted Unislide

A one-directional slide sheet that prevents you sliding forward in a chair by locking into position. It also makes positioning much easier for a carer.

Stairlifts

Felgains supply and fit a range of stairlifts to make getting up and down your stairs significantly easier. Get in touch today to find out more and arrange your free survey.



HomeGlide Stairlift

The HomeGlide is a straight flight stairlift that combines a simple but modern design with robust quality and reliability.

Features and Benefits

- Operation of the stairlift is very easy with a simple joystick control; remote controls are also provided so you can park the stairlift at either end of the stairs or, if there are multiple users, call it to your level
- Slimline design includes a folding footrest, seat and armrests, leaving space free for other stair users
- Slimline rail and concealed drive rack provide a more discreet look
- A manual swivel seat allows you to safely transfer at the top of the stairs

Flow X Stairlift

The Flow X is a curved flight stairlift with the unique capability of swivelling during travel up and down the stairs. This allows it to be fitted to extremely narrow staircases – and means you're always in the safest and most comfortable position. Its modern, slimline design includes a folding seat to maximise free space on the stairs.

Features and Benefits

- Very smooth ride with ergonomic seat and curved armrests for maximum comfort and security
- Drop-nose at the bottom of the rail avoids obstructing doorways
- Top over-run facility allows you to travel right onto the landing, away from the staircase
- Remote controls are also provided so you can park the stairlift at either end of the stairs or, if there are multiple users, call it to your level
- A manual swivel seat allows you to safely transfer at the top of the stairs

Like to arrange a survey? Call our team on 01473 741144

*Safe, healthy
and refreshed.*

'It is a joy to be able to have
a hot bath again!'
Miss S



Plastic Fluted Round End Grab Rail

Plastic grab rails with fluted handles for a better grip.

Lengths: 300mm/12in, 450mm/18in, 600mm/24in



Steel Round End Rail

Powder coated steel grab rails for added durability and strength.

Lengths: 305mm/12in, 460mm/18in, 605mm/24in



Steel Flat End Rail

Plastic coated steel grab rails with flat fixing plates, ideal where wall space is confined.

Lengths: 305mm/12in, 460mm/18in, 605mm/24in



Suction Grab Rail

A quick-fit solution to steady yourself in the bath or shower, designed for use on smooth and non-porous surfaces like tiles and glass.

Lengths: 305mm/12in, 355mm/14in

Designs may vary across sizes and colour.

Stainless Steel Grab Rail

Stylish stainless steel grab rails with a polished finish, available in a straight or curved design for a more contemporary look.

Lengths: 305mm/12in, 605mm/24in





Folding Drop-Down Support Rail

A drop-down support rail to help if you have difficulty sitting and standing when using the toilet. Available with a height adjustable leg for extra support.

Length: 750mm/30in



Raised Toilet Seat

A raised toilet seat for easier toileting with a moulded seat for easier personal hygiene. Other sizes are available on request.

Height: 100mm/4in, 50mm/2in, 152mm/6in



Toilet Surround

A height adjustable toilet frame with slip-resistant feet to make getting on and off the toilet easier.

Height: 660 - 760mm/26 - 30in

Width: 605mm/24in, Depth: 470mm/19in



Toilet Seat Aid

A height adjustable toilet seat and frame with slip-resistant feet and a moulded seat for easier personal hygiene.

Height: 680 - 830mm/27 - 33in

Width: 560mm/22in, Depth: 480mm/19in



Bath/Shower Mat

Non-slip rubber mats with suction grips to keep you safe in the bathroom.

Bath mat: 945 x 350mm/37 x 14in

Shower mat: 540 x 540mm/21 x 21in



Safety Strips

Pack of 20 self-adhesive strips to prevent slipping in the bath or shower.



Long Handled Sponge

Long handled sponge with a flexible handle for easier washing.

Sizes: 380mm/15in, 610mm/24in

Long Handled Toe Washer

Long handled towelling pad for washing your feet.



Ashby 2-step Bath Step

A stable bath step with two height positions for easier and safer access to the bath or shower.

Height: 100mm/4in or 150mm/6in

Length: 520mm/20in

Width: 330mm/13in



Kingfisher Bath Seat

A compact bath seat with suction grips which secure to the bath for safer and easier bathing.

Height: 150mm/6in or 200mm/8in

Length: 400mm/16in

Width: 300mm/12in



Slatted Bath Board

A board that can either be used for an over-bath shower or with a bath seat to make getting lower into the bath much easier. Adjustable brackets grip to each side of the bath so you can securely transfer in and out of the bath.

Lengths: 660mm/26in, 686mm/27in, 710mm/28in



Portable Bidet

Strong plastic bowl with soap dish that fits inside most toilet bowls.

Length: 350mm/14in

Width: 335mm/13in



Limbo Leg/Arm Protector

A comfortable and reusable waterproof protector which can be completely submerged in water to protect plaster casts or wound dressings in the bath or shower.

Options: Half-Leg, Full-Leg, Half-Arm





Shower Stool

Height adjustable shower stool with grip handles and slip-resistant feet for support while washing.

Height: 460 – 585mm/18 – 23in

Width: 550mm/22in

Depth: 345mm/14in

SWL: 125kg/20st



Wall Mounted Shower Seat

A foldable wall-mounted shower seat with built-in handles to keep you safe when showering. Available with height adjustable drop-down legs for extra stability.

Width: 490mm/19in

Depth: 280mm/11in

SWL: 114kg/18st (without leg), 160kg/25st (with legs)



Static Shower Chair

A height adjustable shower chair with anti-slip feet and in-built drainage holes.

Height: 780mm – 930mm/31 – 37in

Width: 510mm/20in

SWL: 127kg/20st



Mobile Shower Chair

A manoeuvrable shower chair that makes transfers to and from the shower easier, complete with braked castors for safety in the shower.

Height: 885mm/35in

Width: 540mm/21in

SWL: 127kg/20st



Orca Bath Lift

The Orca is a lightweight bath lift with a reclining back for more comfortable and relaxing bathing, complete with removable non-slip seat covers. It also quickly separates into two parts for easy removal and compact storage.

Options

- Heavy duty model available
- Height adaptors
- Swivel transfer seat
- Larger suction feet
- Replacement seat covers
- Pommel
- Storage/carry bag

Technical information

Backrest height: 660mm/26in

Seat width: 390mm/15in

SWL: 140kg/22st

Weight: 11kg

Colours:



Inflatable Bathing Cushion

The Inflatable Bathing Cushion is designed to allow you to lie right down in the bottom of the bath, with the option of leaving the cushion semi-inflated for comfort and support. Once the cushion is inflated, the hand control is used to deflate the cushion, gently lowering you into the water. The cushion itself weighs just 2kgs, making it exceptionally light and portable.

Options

- Storage/carry bag

Technical information

Width: 580mm/23in

Backrest height: 330mm/13in

SWL: 150kg/24st

Weight: 2kg (excluding compressor)



Bathroom adaptations

If your bathroom is no longer meeting your needs, you might be exploring how it can be made more accessible.

As well as providing bathroom aids and hygiene equipment, we've partnered with a specialist company who convert existing spaces into accessible bathrooms and wet rooms.

Like Felgains, EA Mobility are a family-run business and have a respectful and dedicated team of professionals who offer exceptional knowledge and over 20 years of experience caring for those with limited mobility.

Felgains are EA Mobility's approved local partner for bathroom adaptations throughout East Anglia.

If you're looking at adapting your bathroom, visit our showroom to see a full range of bathroom equipment or get in touch with us to arrange a free, no-obligation assessment.

01473 741144 | showroom@felgains.com



*Comfortable,
restful and
revived.*

'Thank you for your prompt
and professional service, such
as is seldom encountered.'

Mr W



Overbed Table

A height and angle adjustable overbed table with a laminated teak finish, available with or without castors.



Easy Lift Overbed Table

A large mobile overbed table with spring-loaded height adjustment - helpful if you have poor grip. Also available with a curved wheelchair base.



Our Overchair Tables can be found on page 53



Orwood Profiling Divan Bed

The Orwood is a high quality divan bed with a 5-section profiling action for a superb range of adjustment and support. With multiple configurations available, including a range of base heights, the Orwood can be tailored exactly to your needs.

Technical information

Length: 2000m/6ft 6in

SWL: 120kg/19st

Options

- Single bed: 2ft 3in, 2ft 6in, 3ft, 3ft 6in, 3ft 9in, 4ft, 4ft 6in
- Double bed: two units in single base or 'clip together'
- Single or dual motor action: adjustable head only or adjustable head and foot
- Choice of headboard styles
- 8 mattress options including pocket sprung and pressure relieving foam
- Leg heights: 3in- 10in (castors available up to 7in)
- Deep base divan with drawers or cut-out for hoist access
- Integral bedlifter
- Battery back-up
- Massage
- Bed lever
- Heavy duty model available





The Richmond Bed

The Richmond is an electric adjustable profiling divan bed for less able and mobile people. This electric profiling care bed mixes luxury and practicality for ultimate comfort. The bed's 4-axis 5-part design gives you maximum adjustability to find comfort every time. By positioning the five major parts of the body individually, you can get just the right position for your head, neck, back, hips and legs. This is adjusted by an easy-to-use handset that operates the ultra-quiet motors.

Technical information

SWL: 127kg / 20st or 222kg / 35st for heavy duty model

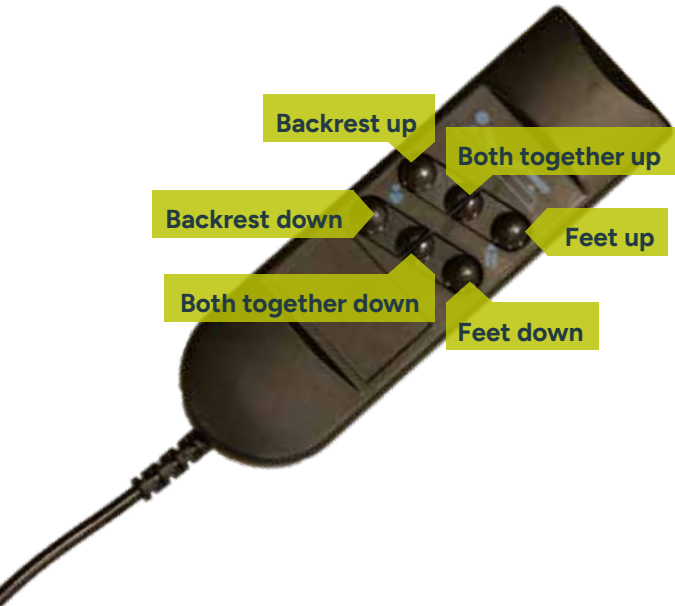
Options

- Single bed: 2ft 3in, 2ft 6in, 3ft, 3ft 6in, 4ft, 4ft 6in
- Length adjustments
- Dual motor action: adjustable head and foot
- Choice of headboard styles
- Deep base divan with drawers or cut-out for hoist access
- Integral bed lifter for height adjustment
- Massage
- Bedside grab rail
- Heavy duty model available (weight limit 35 stone)
- Waterproof mattress covers

Mattress options

- Orthopaedic Comfort Reflex
- Triple Comfort Reflexion Memory Foam
- Latex Mattress

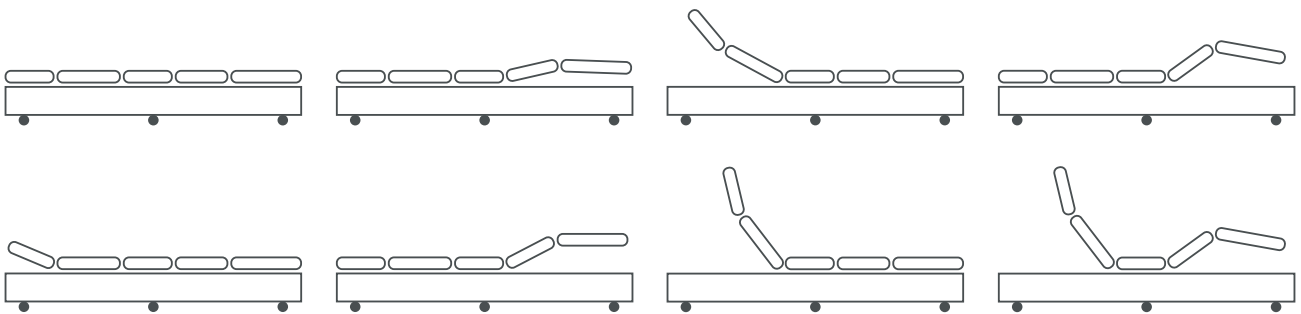




Movements for Comfort and Care

4 Axis - 5 Part Action Electric Adjustable Double Bed

This range of adjustable electric beds enable you to design the perfect bed for you. Featuring easy to use handsets that operate the ultra-quiet motors allowing you complete control at the touch of a button.



Grab Rail Option



Headboard Options





Medley Ergo Select Care Bed

The Medley Ergo Select is a height adjustable 4-section profiling care bed that provides excellent quality, functionality and affordability.

The mattress platform is designed to reduce shear and friction and to prevent sliding when the bed is profiled. Twin height positions for the mattress platform also allows the height adjustment range to be tailored to individual needs.

The Low model offers a lower start height for users who are more vulnerable to falls.

Options

- Lifting pole
- Wooden side rails
- Bed end covers
- Mattress extension kit

Technical information

Height (Standard): 400 – 800mm/16 – 31in or 330 – 730mm/13 – 29in

Height (Low): 210 – 610mm/8.3 – 24in or 280 – 680mm/11 – 27in

Length: 2240mm/88in

Width: 1020mm/40in

SWL: 180kg/28st





Bed Backrest

A foldable backrest that can be adjusted in angle for extra support and comfort in bed.



Bed Relaxer Wedge

A comfortable wedge cushion that can be used at two angles to support either your back or legs in bed.

Height: 230mm/9in
Width: 560mm/22in
Depth: 560mm/22in



Bed Lever

A sturdy support handle for safely transferring in and out of bed with a large base that slips under the mattress for maximum stability.



Folding Bed Cradle

Fits under the mattress to support the weight of bedding – ideal for avoiding contact with fragile or bandaged skin.



SleepKnit Smart Sheets

A washable knitted sheet with multi-directional stretch for use with a profiling mattress

Available in single and double bed sizes.



Repose Mattress & Pump

An inflatable static overlay mattress which offers clinically-proven effectiveness in preventing pressure damage. It is stored inside its pump, making it highly portable and ready for use quickly.

Length: 1780mm/70in
Width: 780mm/31in



Shoe Horn

Long-handled plastic shoe horn with a loop handle.



Stocking Aid

Assists in putting stockings or socks on if bending or reaching to the feet is difficult. Available with a double gutter for tights.



Ezy-On Stocking Aid

A sturdy frame that enables easy application of compression hosiery, available with longer handles to reduce bending.

*Nourished, hydrated
and energised..*



'Known for years
of helping others!'
Mrs S



Kura Cutlery Set

A three-piece set of contoured cutlery with finger indents and profiled grips for easier eating. Dishwasher safe.



Caring Cutlery Set

A four-piece ergonomically shaped cutlery set for those with weak grip or restricted wrist or finger movement. Dishwasher safe.

Available individually on request.



Queen's Cutlery Set

A lightweight four-piece cutlery set with built-up handles for those with weak grip. Dishwasher safe.

Available individually on request.



Queen's Angled Cutlery

Angled cutlery with built-up handles for those with limited wrist or arm movement. Dishwasher safe.

Available items:

LH or RH Fork, LH or RH Spoon,
Rocker Knife



Good Grip Cutlery Set

A four-piece cutlery set with soft, weighted rubber handles which are ribbed for better control and grip. Dishwasher safe.

Available individually on request.



Lightweight Foam Handled Cutlery Set

A four-piece cutlery set with very light, soft foam handles, ideal for anyone with painful grip. Hand wash only.

Available individually, including angled versions, on request.



Caring Mug

Spouted mug with a wide stable base and two contoured and angled handles for a good drinking position.



Feeder Beaker

Beaker with a spouted lid to make drinking easier.

Available with small or large spouted lid.



Clear Polycarbonate Mug

Tough plastic mug with large handle with one anti-spill and one spouted lid.



Dycem Mat

Ideal for those with poor grip or limited dexterity, providing a secure surface to anchor everyday items around the home.

Styles:
Round (7.5in), Rectangular (7 x 10in)



Manoy Plate

Oval plate with a sloped base and high-sided end, designed to help those with the use of only one hand or who have difficulty in picking up food with utensils.

Sizes: Small, Large



Plate Guard

Can be fitted to a standard plate to prevent spillage and help in loading a fork or spoon.



Dycem Twister Jar Opener

A rubber moulded opener that helps you open and close jars if you have poor grip.



Dycem Twister Bottle Opener

A rubber moulded opener that helps you open and close bottles if you have poor grip.

Get helpful tips and buying advice
www.felgains.com/blog

Ornamin Tableware

A great range of tableware with supportive features hidden in modern design, promoting dignity and independence in everyday life.

Ideal for:

- ✔ Dementia
- ✔ Parkinson's
- ✔ Multiple Sclerosis
- ✔ Stroke




Ornamin Non-slip Food Board

A strong melamine board with three raised sides and a non-slip base for easier spreading. A clip-on accessory helps with preparing fruit and veg. Dishwasher safe.



Colours:



Ornamin Non-slip Place Mats

Table place settings with a non-slip coating on both sides to prevent tableware sliding, ideal if you only have the use of one hand.

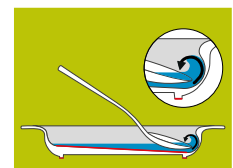
Colours:



Ornamin Plate and Bowl with Sloped Base

Deep melamine plates and bowls with a sloped, non-slip base to make it easier to load food onto a fork or spoon. Dishwasher safe.

Colours:






Ornamin Mug

A thermal drinking mug with a large ergonomic handle, available with a choice of lids. A glow-in-the-dark version is also available so you can easily locate your drink during the night! Dishwasher safe.

Colours: Yellow, Blue, Red, Green, Blackberry, Anthracite, Light Blue, Firefly



Ornamin Mug with Internal Cone

A thermal drinking mug with a large ergonomic handle and an internal cone to make drinking easier if you have limited movement in the neck or arms. A choice of lids is available separately. Dishwasher safe.

Colours:

Ornamin Two Handled Mug with Internal Cone

A thermal drinking mug with two large ergonomic handles – ideal if you have very shaky hands – and an internal cone to make drinking easier if you have limited movement in the neck or arms. A choice of lids is available separately. Dishwasher safe.

Colours:



Large Spouted Lid

Available with small or large opening.



Small Spouted Lid

A leak-proof option.



Ornamin Drinking Lid

Discreet and dignified, with the option to use a straw.



Uccello Kettle

The Uccello is a unique kettle and tipper in one designed to enable you to easily and safely pour boiling water, providing a very attractive solution if you have restricted mobility or limited strength. The kettle is simply removed from the tipper for filling and features a very easy tilt and pour action, directing hot water to a fixed position of the cup safely, every time, with minimal effort.



Household Trolley

A height adjustable mobile trolley, ideal for carrying personal items or meals around the home, available with either plastic or wooden removable shelves.

Height: 820 – 960mm/32 - 38in



Perching Stool

A height adjustable stool with a slightly inclined seat that can be adjusted in angle for easier rising and lowering, complete with anti-slip feet.

Seat height: 540mm/21in (front) 700mm/28in (back)

Seat size: 360mm/14in x 285mm/11in

SWL: 190kg/30st



Helping Hand

Ideal for picking up everyday items around the home if bending or reaching is difficult.

Lengths: 26in, 32in



Neckerchief Bib

A super-soft and absorbent bib in an attractive neckerchief style with a waterproof back and Velcro fastening. Machine washable.

Colours: Burgundy, Blue, Charcoal, Khaki



Tabard Bib

A quality bib made from highly absorbent, waterproof fabric that is virtually stain-proof and machine washable at 80°C. They are very comfortable to wear and dignified, with adjustable snap fasteners on the back. The large front pocket folds flat to the back if desired.

Colours: Burgundy, Blue, Charcoal, Khaki



Pashmina Bib

A beautiful Pashmina style bib that offers a dignified and elegant way to keep clothes clean, made from a soft, silk-like fabric that is fully absorbent, along with a waterproof back and Velcro fastening. Machine washable.

Colours: Navy, Burgundy, Grey Dots



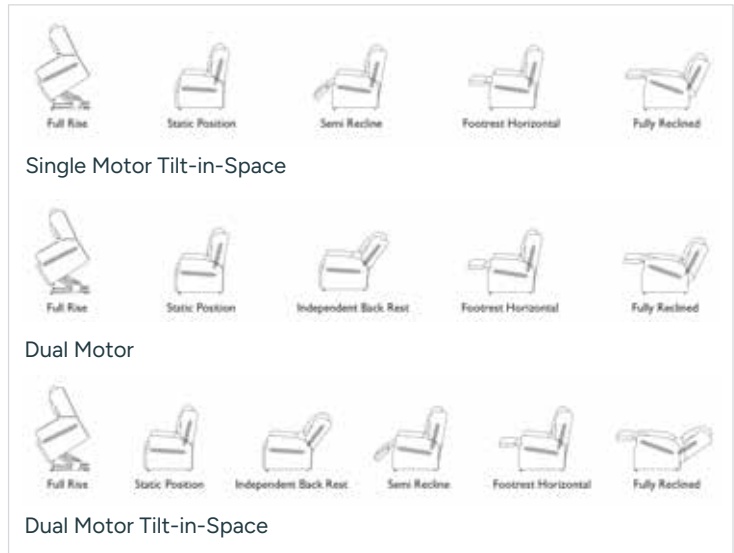
Washable Clothing Protector

Great value absorbent and washable clothing protectors with snap fastenings, available in two lengths, as well as in soft-feel fabric.



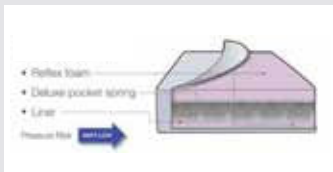
PVC Clothing Protector

PVC washable clothing protector with pouch to contain spills.

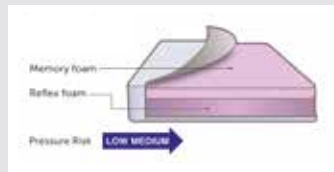


Riser Recliner Options

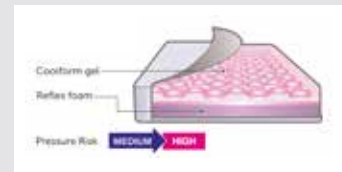
Seat Cushions



Sprung



Viscoform



Coolform

Backrest Styles



Waterfall

Button

Split

Split Pillow

Lateral

Armrest Styles



Scroll Arm



Flat Arm



Knuckle Arm

Other options include:

- Arm Covers
- Battery Backup
- Head Roll
- Heat & Massage
- Reading Lamp



Taylor Riser Recliner

If you need a chair in a hurry but you don't want to compromise on comfort or quality, the ASHORE Taylor riser recliner gives you a quick and simple way to get the support you need. With a choice of eight standard sizes, three available from stock, ordering your new chair is quick and simple.

Carefully handcrafted using only the best quality fabrics, mechanisms and frame manufacture, your ASHORE Taylor armchair will support you in leading an independent lifestyle in the comfort of your own home.

Dimensions	Super Petite	Petite	Wide Petite	Standard	Standard Petite	Classic	Grande	Tall
Seat height	16 in	16 in	16 in	18 in	18 in	19 in	19 in	21 in
Seat depth	18 in	20 in	18 in	20 in	18 in	20 in	20 in	22 in
Seat width	18 in	18 in	22 in	20 in	18 in	20 in	22 in	20 in
Back height	26 in	26 in	26 in	26 in	26 in	27 in	27 in	29 in
Arm height	6 in	6 in	6 in	7 in	7 in	7 in	7 in	7 in

*95 kg (15 st) on Super Petite and Petite, Single TIS. 160 kg (25 st) on Grande, Dual TIS

Features & Benefits

- ✓ Luxurious pocket sprung seating
- ✓ Handset loop and side pocket
- ✓ Single use battery back-up

Weight Limit

- 127 kg (20 st)*





Maiden Riser Recliner

The ASHORE Maiden is a made to measure riser recliner that gives you ultimate comfort and support thanks to a choice of mechanisms, back styles and accessories.

Carefully handcrafted using only the best quality fabrics, mechanisms and frame manufacture, your Maiden armchair supports you to lead an independent lifestyle at home.

Features & Benefits

- ✓ Handset loop and side pocket
- ✓ Single use battery back-up

Weight Limit

- 127 kg (20 st) or 160 kg (25 st)



Dimensions	Standard
Seat height	14 - 21 in
Seat depth	16 - 22 in
Seat width	16 - 28 in
Back height	28 in (+/- 4 in)
Arm height	7 in (+/- 3 in)



Haven Riser Recliner

The Haven combines truly bespoke construction, being built to your specific requirements, with a range of pressure management and posture solutions, providing the comfort and style of a chair that would fit in any environment.

Features & Benefits

- ✓ Choice of interchangeable back cushions and pressure management seat cushions
- ✓ Choice of rise and recline mechanisms with the option of VAL Technology
- ✓ Seat and legrest generously padded with memory foam

Weight Limit

- 127 kg (20 st)*

Dimensions	Standard
Seat height	14 - 21 in
Seat depth	16 - 22 in
Seat width	16 - 28 in
Back height	28 in (+/- 4 in)
Arm height	7 in (+/- 3 in)

*95 kg (15 st) on Super Petite and Petite, Single TIS. 160 kg (25 st) on Grande, Dual TIS



Adjustable back cushions



Seat depth adjuster pad



Interchangeable seat cushions





Adjustable back cushions



Seat depth adjuster pad



Seat height adjuster legs



Carey Riser Recliner

The beauty of the Carey lies in its adaptability. It puts you in control, providing a full range of options to tailor the chair precisely for your comfort and care.

Features & Benefits

- ✔ Choice of interchangeable back cushions and pressure management seat cushions
- ✔ Choice of rise and recline mechanisms with the option of VAL Technology
- ✔ Seat depth and seat height adjustment
- ✔ Seat and legrest generously padded with memory foam

Weight Limit

- 127 kg (20 st)

Dimensions	Small	Medium	Large
Seat width	457mm (18in)	508mm (20in)	559mm (22in)
Seat depth	457mm (18in)	508mm (20in)	508mm (20in)
Seat depth - with 2in depth adjuster	406mm (16in)	457mm (18in)	457mm (18in)
Seat height	406mm (16in)	457mm (18in)	508mm (20in)
Seat height - with 2in leg adjusters	457mm (18in)	508mm (20in)	559mm (22in)
Standard back height	711mm / 737mm (28in / 29in)		
Standard arm height	178mm (7in)		



Adjustable back cushions



Heavy duty push handle



Interchangeable seat cushions



Porter Riser Recliner

The Porter dual tilt-in-space rise recliner maximises the posture and pressure care options for caregivers, with independent backrest and legrest movement as well as rise function to aid ease of standing.

Features & Benefits

- ✔ Choice of interchangeable back cushions and pressure management seat cushions
- ✔ Seat depth adjustment
- ✔ Seat and legrest generously padded with memory foam
- ✔ Heavy duty lockable castors

Weight Limit

- 127 kg (20 st)

Dimensions	Small	Medium
Seat width	470mm (18.5in)	521mm (20.5in)
Seat depth	508mm (20in)	508mm (20in)
Seat depth - with 2in depth adjuster	460mm (18in)	460mm (18in)
Seat height	483mm (19in)	483mm (19in)
Standard back height	711mm / 737mm (28in / 29in)	
Standard arm height	178mm (7in)	



Dimensions	Petite	Standard	Grande
Seat width	18in	20in	23in
Seat depth	18in	20in	20in
Seat height	16in	18in	18in
Back height	29in	29in	29in
SWL	160kg/25st	160kg/25st	160kg/25st

Senydd Rise & Recline Armchair

The Senydd electric riser recliner offers exceptional comfort and support, with a duvet seat and lateral support back as standard, in classic styling with wings and scrolled arms.

Features & Benefits

- ✓ Multi-angle lifting, including vertical lift, is available with the tilt-in-space action – ideal for muscular dystrophy
- ✓ Large side pocket for storage

Options

- Single TIS, Dual TIS motor action
- Waterfall, Button or Lateral Backrest
- Wide choice of fabrics including leather and wipe-clean vinyl
- Head or Neck Pillow
- Anti-macassar
- Arm covers
- 10-day battery back-up
- Anti-entrapment system
- In-built pressure relief (visco foam or gel)
- USB port



Dimensions	Standard
Seat width	18 - 23 in
Seat depth	17 - 22 in
Seat height	16 - 20 in
Back height	27 - 33 in
SWL	160kg/25st

Tenby Rise & Recline Armchair

The Tenby is a made to measure electric riser recliner with a comfortable waterfall back and contemporary flat arms – ideal if your arms slip off traditional scrolled arms or you like a more modern look.

Features & Benefits

- ✓ Super comfortable seating with full-length duvet
- ✓ Multi-angle lifting, including vertical or flat lift is ideal for muscular dystrophy or hoisted transfers
- ✓ Tilt-in-space action as standard provides optimum positioning and pressure relief

Options

- Single TIS or Dual TIS motor actions
- Wide choice of fabrics including leather and wipe-clean vinyl
- Head or neck pillow
- Anti-macassar
- Arm covers
- 10-day battery back-up
- Anti-entrapment system
- In-built pressure relief (visco foam or gel)
- Removable arm
- USB port





Valu Upright Chair

The Valu is a budget high seat chair available in wipe-clean and waterproof vinyl, with a solid hardwood frame for stability. It's an ideal choice for use in assisted living or after discharge from hospital.

Features & Benefits

- ✔ Removable seat cushion means you can use an existing pressure relief cushion if needed
- ✔ Extended wooden handgrips make getting out of the chair easier
- ✔ High back chair with wings as standard for extra comfort

Options

- Beech frame as standard; other finishes available on request
- Choose from a range of healthcare fabrics
- Matching side table

Dimensions	Standard
Seat width	20.5in
Seat depth	18in
Seat height	20.5in
Back height	27in
SWL	127kg/20st



Glida Chair with Skids

The Glida dining chair has a skid base which allows you to easily slide the chair to and from the table. The skids also add strength to the solid beech frame of the chair. Available in a range of wipe-clean and waterproof vinyl upholstery.

Features & Benefits

- ✔ Extended wooden handgrips make getting on and off the chair easier
- ✔ Comfortable and supportive upright seat, ideal for dining rooms

Options

- Beech frame as standard; other finishes available on request
- Choose from a range of healthcare fabrics
- Matching side table

Dimensions	Standard
Seat width	17.5in
Seat depth	16.5in
Seat height	18in
SWL	127 kg/20 st



Breydon Upright Chair

The Breydon is a comfortable and supportive fireside chair with a high seat and back and carefully shaped arm cushions with extended handgrips to assist you in standing.

Features & Benefits

- ✓ Removable seat cushion enables the seating to be adapted if you have a pressure care cushion
- ✓ Shaped back for lower lumbar support
- ✓ Solid wood frame in Light Oak finish for strength and stability
- ✓ Choose from two standard fabrics for quick delivery, or a wider range is available on made to order

Options

- Wings
- Footstool

Dimensions	Standard
Seat width	19in
Seat depth	19in
Seat height	19in
Back height	29in
SWL	114kg/18st



Avon Upright Chair

The Avon is a traditional high back chair with a deep back for added comfort. Designed with pocket sprung seating, padded armrests and upholstered sides, you can relax!

Features & Benefits

- ✓ Button back design for head and neck support
- ✓ Exposed wooden arms for easy grip
- ✓ Solid wood frame in Light Oak finish for strength and stability; natural, teak and mahogany frames are available on made to order
- ✓ Choose from four standard fabrics for quick delivery, or a wider range is available on made to order

Options

- Wings
- Footstool

Dimensions	Standard	Made to order
Seat width	19in	Up to 21in
Seat depth	19in	Up to 21in
Seat height	19.5in	Up to 20in
Back height	28in	26 – 29in
SWL	114kg/18st	114kg/18st



Derby Furniture Raisers

Strong and stable, Elephant Feet furniture raisers have a wide top with a central recess to safely locate castors. A simple and quick solution that can be removed easily.

Height: 10cm/4in, 14cm/5.5in

SWL: 380kg/60st

- ✔ Armchairs
- ✔ Sofas
- ✔ Beds



Leg-X Chair Raisers

For chairs with straight, curved or splayed legs, Leg-X raisers provide a secure fit using flexible internal fins which grip any leg up to 35mm (1.5in) square. A smooth domed base also allows the chair to be easily moved, so they're ideal for dining chairs. Drop-in blocks can be added to raise the chair to the desired height.

Height: 75 – 125mm/3 – 5in

SWL: 380kg/60st

- ✔ Chairs



Linked Chair Raisers

A set of four linked chair raisers for the highest level of stability, supplied with height adjustment insert blocks that allow you to change the height depending on your needs.

Height: 50 – 100mm/2 – 4in

SWL: 500kg/78st

- ✔ Fireside chairs



Suregrip Furniture Raisers

Versatile raisers suitable for most furniture feet including castors, legs, solid divan bases and block feet, using the optional adaptors. Simply twist the unit to adjust to the desired height.

Height: 35 – 100mm/1.5 – 4in (legs) | 75 – 140mm/3 – 5in (castors) | 100 – 160mm/4 – 6.5in (block feet)

SWL: 700kg/110st

- ✔ Armchairs
- ✔ Sofas
- ✔ Beds



Ring Cushion

A moulded foam cushion for comfort when sitting.

Dimensions: 475 x 500mm/19 x 20in



Repose Cushion & Pump

An inflatable cushion clinically-proven to prevent pressure damage. Stored inside its pump, it's highly portable.

Dimensions: 450 x 450mm/18 x 18in



Align Gel Cushion

A low-profile solid gel overlay cushion, suitable for those at medium to high risk of pressure damage. Ideal for use with armchairs or wheelchairs as it doesn't compromise seat height.



Putnams Wedge Cushion

Ideal in the home, office or car, these wedge cushions tilt the pelvis forward to correct spinal alignment and reduce pain. Available in 8° and 11° (popular for 'bucket' seats) and with a coccyx cut-out. Supplied with a soft velour cover.

Dimensions: 360 x 360mm/14 x 14in



Putnams Coccyx Zero Pressure Cushion

A great range of seat cushions for all-round comfort with integral pockets to allow air circulation and high profile foam to eliminate numbness and relieve pressure points. Available with cut-outs for additional regional relief:

Coccyx:

Relieves pain and pressure at the base of the spine.

Bony Parts:

Relieves regional pain and pressure from the Ischial Tuberosities.

Choose between standard (3in) or deluxe (4in) thickness. Supplied with a washable cover.

Dimensions: 425 x 410mm/17 x 16in



Cardiff Legrest

A comfortable legrest with a padded concave top and independently height adjustable legs for support and improved circulation. Available with castors or rubber slip-resistant feet.

Length: 500mm/20in

Width: 320mm/13in

Height: 380mm – 500mm/15 – 20in



Kidney Overchair Table

A wheelchair and armchair friendly table that is height adjustable and provides a large table top surface while allowing you to comfortably rest your arms.

Width: 1040mm/41in

Depth: 350mm/14in

Height: 650mm – 800mm/26 – 31in



Daleside Table

A height, width and angle adjustable table that is ideal for armchairs, with a reversible side table for left or right hand use. An optional extension piece also allows the table to be used over a 3 or 4ft bed.

Table top Width: 720mm/28in

Table top Depth: 460mm/18in

Frame Width: 720 – 1220mm/28in – 48in

Height adjustable: 720 – 910mm/28 – 36in

Our Overbed Tables can be found on page 32

*Clean,
comfortable and
in control.*

'I can only say you've been brilliant!'
Mrs J



Slipper Bedpan

Bedpan for bedridden persons. Available in two sizes. Liner with draw-string enclosure available.



Male Urinal

A male urinal with 1 litre capacity.



Female Urinal

An anatomically shaped urinal for females. 1 litre capacity.



Conti Personal Dry Wipes

Pack of 100 strong, gentle and absorbent wipes suitable for personal hygiene.

Wipe size: 320 x 280mm/13 x 11in



Personal Moist Wipes

Pack of 100 alcohol-free moist wipes suitable for everyday cleansing.

Wipe size: 175 x 200mm/8 x 7in



Full Length Disposable Apron

Roll of 200 disposable polythene aprons.



Disposable Gloves

Box of 100 powder-free vinyl gloves.

Available in small, medium and large

Can't find what
you're looking for?
Call our team on
01473 741 144



Adjustable Height Commode

A height adjustable commode with a removable toilet seat and commode pan, and a comfortable padded seat and backrest.

Seat height: 450 – 600mm/18 – 24in

SWL: 190kg/30st



Mobile Commode Chair

A mobile commode chair with a removable commode pan and a padded seat for comfort. Both the armrests and the footrests are detachable.

SWL: 160kg/25st



Basket Weave Commode

An attractive basket weave chair that discreetly incorporates a removable commode pot under the seat, with high sides for support when rising.

SWL: 160kg/25st



Hadley Commode

A high quality, stylish commode, available in a wide range of fabrics and wooden veneers, that can also be used as a bedroom chair. The toilet seat and removable commode pan are discreetly hidden by the wooden chair frame.

SWL: 95kg/15st



ID Expert Fix Net Pants

Stretchy net pants that are soft and breathable and ensure a secure fit for any type of incontinence pad.

Sizes: Medium, Large, X Large, XX Large



Priva Waterproof Pants

Semi-disposable waterproof pants made from soft, quiet vinyl with elasticated leg and waistbands.

Sizes: Small, Medium, Large, X Large



Lille Suprem Shaped Pads

Anatomically shaped self-adhesive pads, available in two sizes for light to moderate incontinence.

Extra (28 Pk): 

Maxi (28 Pk): 



Lille Suprem Heavy Duty Shaped Pads

Highly absorbent shaped pads for moderate to heavy incontinence, especially secure when used with net pants. Available in day and night time absorbencies.

Regular Plus (28 Pk): 

Super Plus (20 Pk): 



Lille Suprem Pull-Up Pants

Pull-Up pants available in two absorbencies for moderate to heavy incontinence.

Medium - Extra (14 Pk): 

Large - Extra (14 Pk): 

XL - Extra (14 Pk): 



ID Expert Belt Pads

Belted pads for moderate to heavy incontinence.

Medium (14 Pk):  Large (14 Pk): 




ID Expert All-in-one Immobile Pads

All-in-one super absorbent pads secured with adhesive tabs, suitable for moderate to heavy incontinence.

Medium (28 Pk):  Large (28 Pk): 

Not sure which option is best for you?
Call our team on 01473 741 144



PVC Tie-on Mattress Sheet

Waterproof and washable mattress sheet with tie-on tapes.

Dimensions: 1830 x 1220mm/72 x 48in



PVC Mattress Protector

Waterproof and washable sheet that fits securely around the whole mattress.

Available in single, double & king sizes.



Terry Towel Mattress Protector

A waterproof and washable mattress protector with a soft terry towelling surface.

Available in single, double & king sizes.



Wipe Clean Duvet & Pillow

A water resistant, wipe clean duvet and/or pillow.

Available in single, double & king sizes.



PVC Waterproof Duvet Cover & Pillowcase

Waterproof, washable protectors for duvets and pillowcases.

Available in single, double & king sizes.



Chair Pad

A washable chair pad with a 1 litre absorbency and a waterproof base.

Dimensions: 500 x 600mm/20 x 24in

Colours: Green, Brown, Blue, Burgundy



Bed Pad

A washable bed pad with a plastic draw sheet and tuck-in flaps either side, with a choice of sizes and absorbencies.

Dimensions: 70 x 85cm/27 x 34in (Single Bed)

Absorbency: 2000ml

Dimensions: 90 x 90cm/35 x 35in (Single Bed)

Absorbency: 3000ml

Dimensions: 137 x 91cm/56 x 34in (Double Bed)

Absorbency: 3000ml



Disposable Bed & Chair Sheets

Soft, absorbent bed sheets with a waterproof backing, available in three sizes.

Dimensions: 60 x 40cm/24 x 16in

Absorbency: 700ml

Pack size: 35

Dimensions: 60 x 60cm/24 x 24in

Absorbency: 950ml

Pack size: 35

Dimensions: 60 x 90cm/24 x 35in

Absorbency: 1500ml

Pack size: 35



Tena Plus Disposable Bed Sheets

Large, soft and absorbent bed sheets with waterproof backing. Dermatologically tested.

Dimensions: 180cm x 80cm

Absorbency: 2300ml

Pack Size: 20

*Supported, secure
and free from pain.*

'Your team were kindness personified'
Mrs J

Wireless monitoring system

A wireless system that allows you to look after residents or loved ones without having to keep them in sight all the time.



Wall Point Receiver



Deluxe Alertamat



Bed Alertamat



Chair Alertamat



Detect PIR Sensor



Nursecall Button



To find out more please contact us on: 01473 741144 or visit www.felgains.com



Defender Key Safe

The Defender Key Safe provides a secure and convenient way to store your keys for carers, relatives or friends. It's large enough for five keys and cleverly disguised with a weatherproof cover. The safe automatically resets whenever it's opened or closed.

Dimensions: 115mm x 50mm x 40mm



Pedal Exerciser

Ideal for gentle upper or lower body exercise to assist with circulation, co-ordination and muscle strength. It features two resistance levels so you can adjust the intensity of your exercise.



Lambswool Heel Protectors

Deep pile wool protectors to protect the heels from pressure damage. Machine washable.



Lambswool Elbow Protectors

Deep pile wool protectors to protect the elbows from pressure damage. Machine washable.



Lambswool Fleece

Deep pile wool fleece designed to increase comfort and protect bony areas from pressure sores and shearing, available in three sizes for chair, half-bed and full-bed coverage. Machine washable.

Can't find exactly what you're looking for?

Call our team on 01473 741 144

Sandpiper footwear

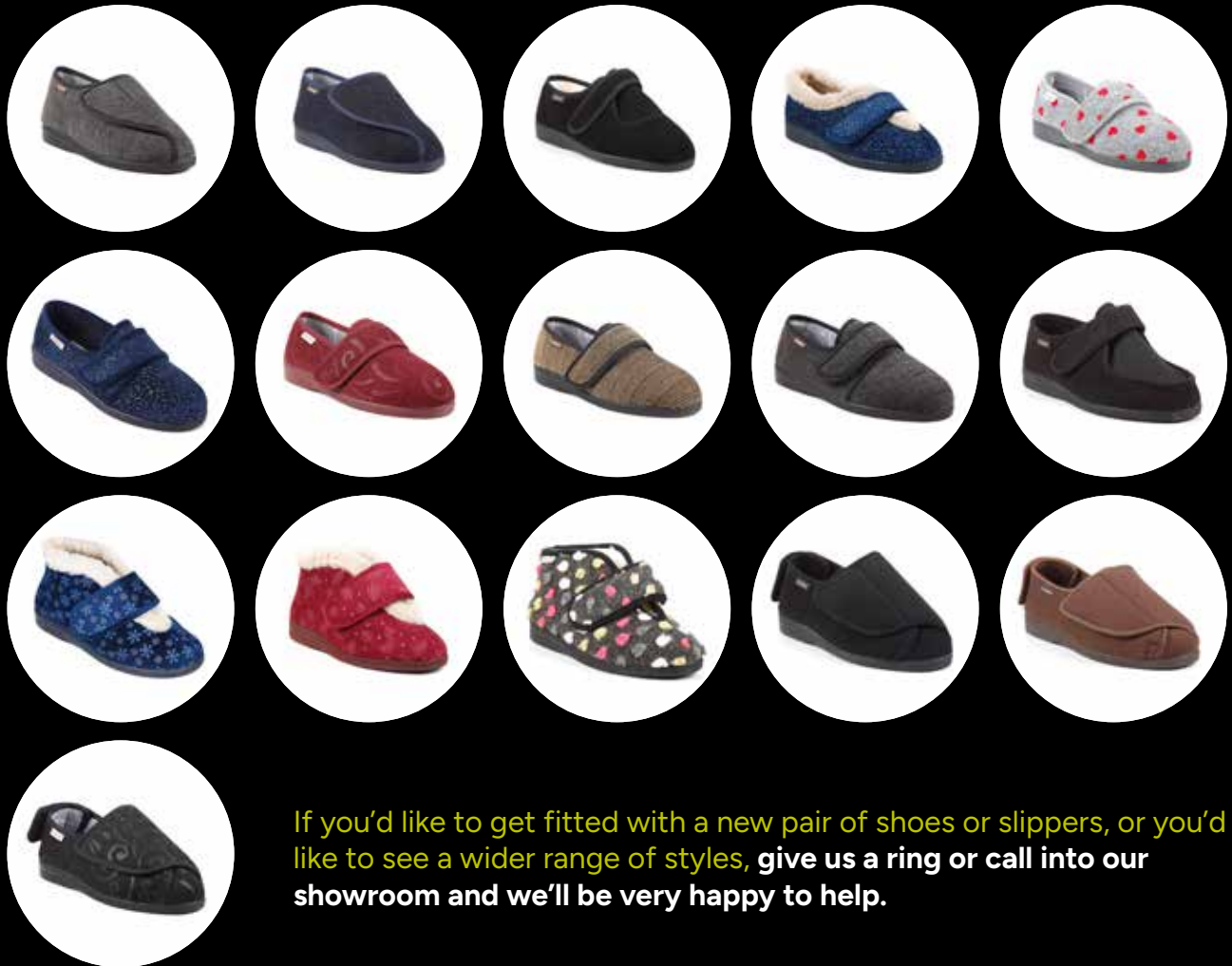
A carefully designed range of comfort footwear for wide feet and problem toes!

Common features:

- ✔ Suitable for diabetics
- ✔ Touch fastening
- ✔ Underfoot support
- ✔ Ladies sizes: 3 – 9
- ✔ Mens sizes: 6 – 12
- ✔ Extra wide 4E-6E fitting



Sandpiper Slippers



If you'd like to get fitted with a new pair of shoes or slippers, or you'd like to see a wider range of styles, give us a ring or call into our showroom and we'll be very happy to help.

Sandpiper Shoes & socks



Specialist Footwear Features:

- ✔ Super soft leather uppers
- ✔ Soft breathable lining
- ✔ Long straps for maximum adjustments, no need for extension pieces, the styles with touch fastening have extra-long straps – giving maximum adjustment.
- ✔ Padded ankle support
- ✔ Extra wide openings, easy to put on and off, even with very swollen feet.
- ✔ Removable, washable insoles – these can be removed and washed at 30°C to keep your shoes looking and smelling fresh.
- ✔ 3 in 1 fitting system – some styles have 2 removable insoles. Using both insoles for maximum cushioning. Remove the mid-sole for extra room. Remove both insoles to use your own orthotics or give you even more room.
- ✔ Deep toe box, soft toe puff – Lots of room around the toes, with no internal seams or ridges.



Neo-G VCS Supports

Adjustable, universal size supports made from heat therapeutic neoprene to relieve muscular aches and arthritic joint pain. They're also helpful for repetitive strain injuries or in rehab following surgery.

Neo G Open Knee Support



Neo G Stabilised Open Knee Support



Flexible metal spiral stays on either sides provide additional stabilisation and support

- ✓ Open patella design with stitched buttress helps patella tracking and prevents twisting at the knee
- ✓ Weight-bearing pressure is more evenly distributed helping with arthritic and meniscus pain
- ✓ Wrap-around strap allows you to adjust the level of support and compression
- ✓ Fits either the left or right knee (up to 560mm/22in, measuring 4 in above knee for maximum size)
- ✓ Compatible with hot/cold therapy disc



Neo G Ankle Support

- ✓ Reduces excessive plantar flexion as well as inversion and eversion of the ankle
- ✓ Adjustable figure-of-8 strap provides added compression and support
- ✓ Fits left or right ankle
- ✓ Compatible with hot/cold therapy disc



Neo G Elbow Support

- ✓ In-built vibration dampener provides added protection during activities and reduces tendon irritation
- ✓ Ideal for epicondylitis (tennis/golf elbow)
- ✓ Fits left or right arm
- ✓ Compatible with hot/cold therapy disc



Neo G Wrist Support

- ✓ Helps manage pain caused by joint or tendon overuse in the wrist or thumb
- ✓ Fits either left or right wrist
- ✓ Compatible with hot/cold therapy disc



Neo G Stabilised Wrist Brace

- ✓ Ideal for carpal tunnel syndrome, tendonitis and tenosynovitis
- ✓ Removable metal splint provides additional stabilisation
- ✓ Adjustable strap gives added compression if needed, encouraging alignment of carpal bones to reduce inflammation
- ✓ Compatible with hot/cold therapy disc

Available in left and right hand fitting



Neo G Back Brace

An adjustable brace with power straps and stays that is designed to help reduce unwanted or excessive movements at the lower back, making it ideal for people suffering from chronic backache. There's also an additional insert that provides a gentle lumbar massage as you move to relieve muscle spasm.

Fits up to 132cm/52in (measure waist circumference for maximum size)



Neo G Hot and Cold Therapy Disc

A flexible and reusable therapy disc that can be used hot or cold with a range of supports to relax muscles and relieve pain and swelling.

Product index

Bath Accessories		Shoes	60-61
<i>Bath & Shower Mats</i>	28	Shower Seats & Stools	29
<i>Bath Boards</i>	28	Slippers	60-61
<i>Bath Safety Strips</i>	28	Socks	61
<i>Bath Seat</i>	28	Stairlifts	25
<i>Bath Steps</i>	28	Stocking Aids	37
<i>Long Handled Sponges</i>	28	Tables	
<i>Waterproof Limb Protectors</i>	28	<i>Bed</i>	32
Bath Lifts	30	<i>Chair</i>	53
Beakers & Mugs	39, 41	Toilet Aids	
Bed Accessories		<i>Drop-Down Support Rail</i>	27
<i>Bed Backrest</i>	37	<i>Portable Bidet</i>	28
<i>Bed Lever Grab Rail</i>	37	<i>Raised Toilet Seats</i>	27
<i>Bed Wedge Pillow</i>	37	<i>Toilet Frames</i>	27
<i>Bedding Cradle</i>	37	Transfer Aids	
<i>Inflatable Mattress Topper</i>	37	<i>Car Handy Bar</i>	24
<i>Stretchy Bed Sheets</i>	37	<i>Leg Lifter</i>	24
<i>Waterproof Bedding</i>	57	<i>Transfer Board</i>	24
Beds - Profiling	33-36	<i>Slide Sheets</i>	24
Bed Pans	54	<i>Swivel Cushion</i>	24
Bed & Mattress Protectors	57	Trolley - Household	42
Bibs & Clothing Protectors	43	Urinals	54
Chair Protectors	57	Walking Frames	6
Chair Raisers	51	Walking Frame Accessories	6
Chairs		Walking Sticks	4-5
<i>Dining</i>	49	Wheelchairs - Manual	9-11
<i>Fireside</i>	50	Wheelchair Accessories	
<i>Riser Recliner</i>	44-48	<i>Bag</i>	21
Commodes	55	<i>Capes</i>	21
Crutches	5	<i>Cushions</i>	10, 52
Cushions - Chair	52	<i>Lap Belt</i>	11
Cutlery	38		
Disposable Aprons	54		
Disposable Gloves	54		
Disposable Wipes	54		
Grab Rails	24, 26		
Incontinence Pads	56		
Incontinence Pants	56		
Joint Supports	62		
Kettle - Uccello	42		
Key Safe	59		
Lambswool Fleece Protectors	59		
Legrest - Cardiff	53		
Monitors - Wireless Alert System	58		
Opening & Eating Aids - Non-slip	39-40		
Pedal Exerciser	59		
Perching Stools	42		
Plates & Bowls	39-40		
Powerchairs	12-13		
Ramps	22-23		
Reaching Aids - Helping Hand	43		
Rollators	6-8		
Scooter Accessories			
<i>Bag</i>	21		
<i>Capes</i>	21		
Scooters	14-20		
Shoe Horn	37		





T +44 (0) 1473 741 144
F +44 (0) 1473 461 933
E mail@felgains.com

www.felgains.com

33 Knightsdale Road, Ipswich, Suffolk, IP1 4JJ